



# Shire of Manjimup

## SPORT AND RECREATION STRATEGIC PLAN

---

Prepared by



**CCS STRATEGIC MANAGEMENT**  
CONSULTANTS TO THE LEISURE INDUSTRY

IN CONJUNCTION WITH



**Murray Jorgensen  
& Associates**

LOCAL GOVERNMENT & PRIVATE SECTOR  
MANAGEMENT & BUSINESS CONSULTANT

July 2002

---

# TABLE OF CONTENTS

EXECUTIVE SUMMARY ..... 3

1. INTRODUCTION ..... 5

2. METHODOLOGY AND APPROACH..... 5

3. REVIEW OF DOCUMENTATION INFLUENCING SPORT AND RECREATION PROVISION..... 7

4. OVERVIEW OF SPORT AND RECREATION INDUSTRY TRENDS ..... 10

5. THE SHIRE OF MANJIMUP - A WORKING PROFILE ..... 14

6. AN INVENTORY AND AUDIT OF EXISTING FACILITIES ..... 20

7. THE MANJIMUP MODEL ..... 20

8. REVIEW OF TENANCY ARRANGEMENTS ..... 24

9. THE CONSULTATION PROCESS ..... 25

10. SPORT AND RECREATION FACILITY DEVELOPMENT RATIONALE ..... 32

11. DEVELOPMENT PROPOSALS ..... 35

12. RECOMMENDATIONS..... 46

13. THANKS AND ACKNOWLEDGEMENTS..... 55

14. ATTACHMENTS ..... 55

14.1. TRENDS AND ISSUES AFFECTING SPORT AND RECREATION. A DISCUSSION PAPER PREPARED BY DR HEATHER MACGOWAN, PRINCIPAL POLICY OFFICER FOR THE DEPARTMENT OF SPORT AND RECREATION.....

14.2. FACILITIES INVENTORY PLEASE NOTE: THE RANKING SCALE FOR FACILITY CONDITION AND STANDARD IS DETAILED IN CHAPTER 6.....

14.3. LETTER FROM BRYCE DWYER – NORTHCLIFFE RESIDENT.....

14.4. LETTER AND SURVEY DETAILS FROM MAVIS WINFIELD- , WALPOLE RESIDENT REGARDING THE WALPOLE COMMUNITY CENTRE.....

14.5. SUMMARY OF FINDINGS FROM THE PUBLIC WORKSHOPS.....

14.6. RESULTS OF THE GENERAL RESIDENT SURVEY.....

14.7. RESULTS OF THE KEY STAKEHOLDER SURVEY.....

14.8. JOINT COMMUNIQUE FROM STATE AND TERRITORY MINISTERS ON PUBLIC LIABILITY INSURANCE.....

## **EXECUTIVE SUMMARY**

The Shire of Manjimup is currently well serviced with sport and recreation facilities across the four major townships in the Shire in terms of the range and quality of facilities, particularly for the population base being served.

There has been some significant development in the last 10 years such as the Walpole Recreation Centre and it is pleasing to record that new facility developments are of a high quality and are likely to serve the community well for many years. Some of the previous developments which did not achieve the same standard of design or construction (Northcliffe Sports Hall) are now in need of upgrade to better meet the needs of the community and keep pace with increasing expectations from residents.

There are a number of facility developments that the community has been calling for over an extended period that remain important to the community and high on their priority list. Commendably the Shire already has already made plans to address the majority of these items either in full or in part, with most items listed in both the current budget and in the Shire's Principal Activity Plan. It is also important to acknowledge that the broad range of requests submitted by the community is collectively beyond the capacity of the Council to fund and there will need to be a prioritisation. Further the ongoing cost of operating and maintaining new facilities is an added financial burden that will need to be considered before projects are embarked upon.

Accordingly the cost of provision and subsequently ongoing operation will need to be borne in part by the community, the clubs and the users of the proposed facilities.

Without undermining or diluting the range of recommendations in the report, both at a general level and in terms of the specific recommendations for each township, the following key factors have emerged.

The community is calling for their townships to be better presented and maintained, visually appealing, easily accessible and well connected between nodes. They are walking, hiking, trekking and cycling as a recreational pursuit far more than any other activity and are calling for paths, tracks and trails that are safe, interesting and informative to link between places of interest and other community nodes.

The township of Manjimup is still recognised as the principle focus of the Shire and the most demanded facility by residents across all town sites is the establishment of an indoor heated swimming pool, operated all year round and accessible to all of the community. The Manjimup community is also calling for the development of a performing arts/ cultural centre with a vast array of features and capabilities being requested. A further study into the actual needs of the community from a viability and sustainability perspective is warranted before funds are committed to this project. There are already plans in place to upgrade a number of cultural facilities (town hall repertory club) which are likely to satisfy some elements of this broad focused demand.

The Manjimup community is also recognising changes in sport and recreation participation patterns and that there are numerous traditional style clubs and groups who are struggling with a decline in the active population base in town and a wider variety of activities for those who remain to choose from.

In line with a township beautification program that calls for rationalisation of unused and undeveloped reserves, the community is also calling for a rationalisation of facilities available to the clubs operating in the town. There are suggestions of amalgamation and co-location of clubs to strengthen their membership base and reduce operating overheads. This rationalisation may also provide the opportunity for growth and accommodation of emerging sport and recreation activities.

The report suggests the adoption of the Collier Street /Rea Park precinct for the future development of sporting and recreation facilities for the Manjimup community. This will ultimately involve the relocation of some existing clubs, the development of the indoor swimming complex and an indoor stadium.

The Pemberton community has demonstrated strong leadership and achieved a broad consensus in its needs for future sport and recreation facilities. Their plans to develop a new centralized sports club associated with the existing Community Centre and playing field is supported.

In Northcliffe an active recreation association has identified and prioritised a range of facility upgrade proposals for the community. These upgrades will bring Northcliffe into line with the standard of facility evident throughout the balance of the Shire and their proposals are supported. Most activities are to be focused on the recreation ground however some youth activity areas in town are recommended.

Walpole is currently well satisfied with developments in their community and with the impending Community Hall, Library and Telecentre development the township will be well provided for. The community is however keen to better utilise the existing facilities and seek to engage a recreation professional to assist in the programming and coordination of events and activities within these facilities. They are also concerned that one of their principal recreation pursuits may be under threat if parts of the inlet system surrounding the township were to be gazetted as a marine park which excluded recreational fishing.

The report contains 19 major recommendations which are designed to be adopted and developed as a policy framework to guide future sport and recreation facility development within the Shire. There are a further 35 specific recommendations identifying actions or developments to be undertaken to address the community's sport and recreation needs over the next 20 years. The implementation program and cost estimates relating to these recommendations are detailed development proposals in chapter 11 of the report.

## **1. INTRODUCTION**

The Manjimup Shire is the largest shire in the South West of Western Australia and comprises four major town sites including Manjimup, Pemberton, Northcliffe and Walpole. It possesses areas of ecological, historical, agricultural, commercial and industrial interest with a variety of economic activities supporting the community. With over eighty percent of the shire composed of National Park and forestry, the timber industry has been and remains a key economic activity. Vegetable growing is also a strong economic focus for the region and most of the state's potatoes, onions and cauliflowers are grown by local farmers for both the State's needs and for export to Asia. The Shire of Manjimup is earning a deserved reputation for its grape harvest and fine wine production. The region's grapes have already won a reputation for locally produced fine wines.

Tourism and eco-tourism are also emerging industries for the region with many natural treasures attracting visitors to the area. Accommodation, dining and other tourist support services are growing in the area.

Little remains to indicate that the Shire of Manjimup was inhabited by aboriginal people 30,000 years before white settlement, other than a number of identified sites and the Bibbulmun nomenclature for places. The widely used suffix 'up' means 'place of water'.

Sport and recreation has and continues to play an important role in the cultural development of the community. There is a wide variety of facilities provided across the townships, many of which are of high quality and reflect the natural features of the region. Manjimup boasts an 18 hole (all with greens) golf course and is host of the annual JB Ipsen Memorial Golf Tournament in October. Picnic and barbecue areas are abundant. There are many bush walks and scenic drives with brochures available at the tourist bureau.

Times are changing however and it is essential that planning take place now for the provision of sport and recreation facilities that reflect the changes in the sporting and recreational pursuits of the community. For example, there is an Olympic Pool in the Manjimup Township, Fonty's Pool on Seven Day Road about 10 Km out of Manjimup, a swimming area at Big Brook Dam and a natural swimming pool built into the river in Pemberton. These facilities however do not meet the standards required of a more sophisticated public who see indoor heated pools being developed elsewhere and look to achieve the same quality of facility for year round access

## **2. METHODOLOGY AND APPROACH**

### **2.1. Purpose**

The stated purpose of the project was to develop a Sport and Recreation Strategic Plan for the Shire of Manjimup to provide guidance and direction for the provision of recreation resources across the region in an orderly and sequential manner.

To achieve this outcome the following process was followed:

### **2.2. Preliminary Client Meeting**

This initiating meeting was held in Manjimup on Monday 18 March. The steering committee provided information and guidance with respect to the project and the process to be undertaken.

The scope and scale of the public questionnaire was discussed at this meeting and subsequently agreed by the committee to increase the sample size for the community survey to include all households in the Shire. This increase in sample size was approved as a variation to the project.

### **2.3. Desktop Study and Documentation Review**

The desktop study included a review of those documents found listed in chapter four. Of particular note is the validity and currency of the findings and recommendations from the 1993 Sport and Recreation Facilities Study carried out by the Department of Sport and Recreation.

### **2.4. Facility Audit and Service / Program Profiling**

Following the commissioning meeting the consultants undertook a tour of inspection of facilities throughout the Shire. This inspection and audit tour was carried out on Monday 18 and Tuesday 19 March with some follow up occurring in the week commencing 6 May 2002.

### **2.5. Stakeholder Consultation**

Selected members of the community were interviewed during the tour of inspection and subsequently at random times to gain personal views considered relevant and important to the process of the study. An important function of these interviews was to gain some “feel” for the attitudes and views of the community, to be able to pursue more detailed investigation with some understanding of the community and the context and environment in which it is operating. These interviews are not recorded separately but the intent of the discussions is reflected in the findings and recommendation drawn during the study process.

A key stakeholder survey was also issued to all identified community and sporting groups throughout the Shire, including schools and health agencies (130). A total of 43 responses were received. The survey results from these agencies are summarised as attachment 22.5.

A general resident survey was issued to all households within the Shire. Some 477 responses were received representing a return rate of 11%. The survey results from the general community are summarised as attachment 22.6.

A public meeting / workshop program was held throughout the Shire as follows:

- |               |                        |                                |
|---------------|------------------------|--------------------------------|
| • Walpole     | Monday 6 May 7.30 pm   | Walpole Recreation Centre      |
| • Northcliffe | Tuesday 7 May 7.30 pm  | Clem Collins Recreation Centre |
| • Pemberton   | Wednesday 8 May 5.30pm | Pemberton Community Centre     |
| • Manjimup    | Wednesday 8 May 8.00pm | Gallery – Community Centre     |

The meetings were well attended at all locations other than Pemberton where a representative delegation attended the meeting together with a few other interested members. A summary of the findings and discussion from these meetings can be found at attachment 22.7

### **2.6. Plan development**

At the conclusion of the data gathering process the consultants then sought to prepare a draft plan for the provision of recreation resources across the region in an orderly and sequential manner. This draft was then presented to the steering committee for consideration and comment before being made available to the community for comment.

### **3. REVIEW OF DOCUMENTATION INFLUENCING SPORT AND RECREATION PROVISION**

#### **3.1. PHYSICAL ACTIVITY LEVELS OF WEST AUSTRALIAN ADULTS University of Western Australia, Health Department of Western Australia, Sport and Recreation Way2Go (1999)**

The study showed that just over one half of Western Australians (58%) reported taking part in sufficient physical activity to meet the National guidelines of 15 minutes of moderate physical on five or more days per week, or undertaking 60 minutes of vigorous physical activity per week.

The most frequent activities undertaken were walking (both for pleasure and transport), gardening and swimming or surfing. Local streets and paths were the most common location for walking, and swimming was carried out almost equally between the beach and in public pools.

The recommendations of the study included an education campaign to raise the profile and better inform the community of the benefits of exercise and to provide safe, accessible paths to increase walking in communities.

#### **3.2. SHIRE OF MANJIMUP ADOPTED BUDGET 2001-2002 and PRINCIPAL ACTIVITY PLAN**

The budget document notes that the 2001/202 budget seeks to balance the conflicting demands for continued improved services and the pressures to restrain rate rises at a time when the local economy is suffering from reductions in the native hardwood industry.

The Chief Executive Officer advises in the budget overview that the budget is the mechanism to affect Council’s Strategic Plan and 5 year Principal Activity Plan. It is focused towards improving the neglected road, bridge and building assets of the Shire and confronting the economic challenges. The strategic plan contemplates an expansion period of 2-3 years leading up to the implementation of the RFA cutbacks in order to stimulate investment and confidence in the region. After this period, the level of commitment to new infrastructure by the Shire will be wound back.

The principal activities proposed by the Shire likely to have impact on the sport, recreation and leisure needs of the community are listed below.

|                 |   |
|-----------------|---|
| Town Planning   | Progression of the redevelopment of Westrail land in Manjimup   |
| Economic Growth | Townscape infrastructure  |
| Shire Promotion | Continued focus on supporting events that attract interest in the Shire   |
| Community       | Implementation of policy to distribute 3% of prior year rates in the form of Community Grants. Includes increased level of funding for Tourist bureaus<br>Employment of a Youth Development Officer using grant funding<br>Continuation of Youth Leadership scholarships and sponsorship pf community members to attend leadership training |
| Other           | Upgrade of infrastructure at Manjimup Timber Park   |

The budget lists specific asset improvement programs for sport recreation and leisure activities. The list is drawn from the budget, the ranking from the principal activity plan:

|   |           |        |
|---|-----------|--------|
| • Pemberton Sports Complex                  | \$81,150  | High   |
| • Walpole Community Centre                  | \$43,851  | Medium |
| • Indoor Recreation Centre lighting upgrade | \$18,000  | High   |
| • Swimming Pool design renovation           | \$120,000 | High   |
| • Walpole jetty                             | \$26,000  | High   |
| • Skatepark development and improvements    | \$ 9,000  | High   |
| • Donnelly River Boat Ramp                  | \$ 8,800  | High   |
| • Town Hall stage lighting and heating      | \$40,000  | High   |
| • Youth worker                              | \$ ?      | High   |
| • Sport ground maintenance                  | \$93,000  | High   |
| • Sport and Rec Buildings maintenance       | \$45,000  | High   |
| • Swimming pool operations                  | \$140,886 | High   |

Further it lists significant sums in the areas of:

|                                  |           |        |
|----------------------------------|-----------|--------|
| • Footpaths and cycle ways       | \$99,000  | Medium |
| • Townscape improvements         | \$84,131  | High   |
| • Westrail land redevelopment    | \$100,000 | High   |
| • Upgrading playground equipment | \$40,000  | Medium |
| • Timber Park                    | \$85,000  | Medium |

Items not funded in the 2001-2002 budget

|   |             |           |
|---|-------------|-----------|
| • Upgrade Northcliffe Recreation facilities   | \$90,000    | Low       |
| • Windy Harbour reticulated power             | \$1,600,000 | long term |
| • Library at Walpole (with community centre?) | \$120,000   | Medium    |
| • Library at Northcliffe (with NICC?)         | \$80,000    | Medium    |

### 3.3. SHIRE OF MANJIMUP 2003 AND BEYOND

#### Strategic plan review November 2001

In addition to the Council budget and the principal activity plan, the Shire's principle strategic document is the strategic plan. Initially developed in 2000 it was reviewed in November 2001. Specific issues affecting sport recreation and leisure to emerge from the review include:

- Acceptance of Windy Harbour as a stand alone townsite in need of infrastructure development
- Targeting of Windy Harbour and Walpole for future expansion and development
- A uniform approach to the terms and conditions of use for recreation centres by community organisations
- The community being asked to instigate townscape schemes using specific funding by the Council
- Promotion of the Shire as a district providing a full range of health, banking, recreational, educational and shopping services
- To support youth and events in the district

The review classifies maintaining some (not all) sporting and recreation grounds as an essential core business, but list the balance of the sports grounds and the aquatic centre as non-essential core business. All other community services are considered non-essential. It does however place a focus on youth development and leadership and seeks to promote the development of the

Shire through special events either directly coordinated by the Council or through support for community group programs.

Opportunities for the Shire identified in the SWOT analysis carried out by the senior management team include enclosing and heating the Manjimup swimming pool and connecting reticulated power to Windy Harbour.

### **3.4. PLAYGROUND SAFETY AUDITS FOR SHIRE OF MANJIMUP**

#### **Recreation Safety Australia, 7 February 2001**

This report provides a review and inventory of all playground equipment throughout the Shire at the time of the inspection.

The report makes specific recommendations on the removal and upgrade of selected items. It also sets out prescribed maintenance and installation standards for equipment and provides an electronic database for updating of the inventory. It recommends a playground revamp program on a 10-15 year cycle and proposes the installation and upgrade of the soft-fall areas under many installations.

### **3.5. BEING YOUNG AND LIVING IN THE MANJIMUP SHIRE**

#### **A project looking at youth needs in the three communities of Northcliffe, Pemberton and Manjimup, Maja Plante, Youth Development Worker, July 1994.**

The report captures the views of youth from the 3 major townships in the Shire and reports on their findings. The principle finding from a sport, recreation and leisure perspective was the need for a meeting place for youth.

The report quotes ..... "Finally one common demand in all rural communities was the need for a meeting place." The report notes that the meeting place should be well equipped youth and community driven, managed by youth through a local management committee and supported by a local youth worker. Interestingly the Manjimup youth talked specifically about a Café Milk Bar, under 18 Club and hanging out place.

The other recommendations common across the communities included:

- A youth worker, with responsibilities for programming of recreation activities
- Transport from the township to other towns to participate in activities not available in their township. Notably Northcliffe and Pemberton youth focused on Manjimup whilst Manjimup youth focused on transport to Perth and Bunbury for events.
- A gymnasium / weights training facility either stand alone facility or part of a larger recreation complex
- Adventure experience opportunities described variously as an adventure park, adventure camps, motocross area, BMX and skate park area, and reflected as non-mainstream sport and recreation activities

### **3.6. MANJIMUP SPORT AND RECREATION PLANNING STUDY**

#### **Department of Sport and Recreation, November 1993**

In 1993 the Shire of Manjimup contracted the Department of Sport and Recreation to prepare a sport and recreation plan for the Shire. A summary paper relating to this study is included as an attachment to this report. The findings of the 1993 study retain a real relevance in 2002 with many of the recommendation yet to be addressed.

In general terms the study found the following:

- Overall the level of provision throughout the Shire was considered adequate
- Libraries and beaches/rivers/swimming holes/pools were considered to be priority items in each community
- Manjimup was to carry the mantle of the “sporting centre” of the Shire
- Therefore the major developments recommended were all to be in Manjimup township including:
  - An indoor heated pool
  - A cultural centre capable of accommodating theatre, cinema, cabaret, dances, exhibitions etc.
  - A “Leisure Centre” with ten pin bowling, skating, movies, “Timezone” as opposed to a specialized sports centre –separately or added to existing indoor sports centre
  - A Gymnasium/Health Club - separate or incorporated into another facility
  - Upgrading the road system between towns was necessary to ease transport access
  - An independent Recreation Council should be established to advise the Shire Council on recreation issues
  - Improved programming and marketing of existing facilities is necessary to increase utilisation
  - More use of school facilities and joint school/community provision of facilities for community recreation should be sought
  - Designated areas are necessary for trail bikes and 4WD activities
  - Shire policies/philosophies on recreation need to be developed and communicated to the community
  - Floodlighting of existing reserves needs to be planned for
  - Ensure the Manjimup model was achieved for all communities comprising:
    - passive park with playground equipment
    - grassed playing field
    - multipurpose hardcourt

## **4. OVERVIEW OF SPORT AND RECREATION INDUSTRY TRENDS**

The following comments are drawn from a series of papers and studies from a variety of sources.

### **4.1. Leisure Trends group**

In a broader sense the work done by the American research company Leisure Trends Group offers some overarching trends that help understand what we are searching for in our leisure pursuits. This information can be sourced at <http://www.leisuretrends.com>. The Leisure Trends Group acknowledges that active sport participation is declining and that television is the number one leisure time activity. They offer 5 trends that are impacting the way we approach leisure:

#### **1. Only one Life to Live**

Although we are living longer, healthier lives, there is so much more we want to do. We now need to prioritise, edit down, filter out the range of options and set about achieving goals in this segment of our lives.

#### **2. Healing the Wounds**

We are stressed out and need time to recuperate. There must be more to life than work and even leisure is starting to seem a bit like work. We need places and activities where we can chill-out and rejuvenate. Not only should leisure be fun it should also be therapeutic, transforming, uplifting and life changing.

3. Home as Sanctuary

Our home is our castle and the drawbridge is down and the welcome mat is out. We invest so much time and energy into our home that we want people to see it and enjoy it with us. We don't want to go out too much however and are starting to use technology as the principal source of communication. Internet and email use is soaring.

4. Vicarious Adventure

We crave excitement. We are seeking thrills and spills to satisfy this urge but prefer to do it from the comfort of our couch or at least a safe environment where someone else takes responsibility for our safety. To get this adrenaline surge we watch TV shows and movies, play with virtual devices such as video and computer games and visit theme parks.

5. Adrenalin Rush

Not only do we want to experience excitement vicariously we also want to get it first hand. Leisure not only has to be fun it also has to be a matter of life and death. Extreme sports are emerging at a rapid rate.

The Leisure Trends Group offers much more. In response to the question "Why do Americans participate in sport?" they offer the following.

"As sport's participation declines, especially among 16-24 year olds, answering the question is consuming an increasing amount of time among sport company executives, preventative disease agencies concerned with obesity and its consequences, and federal health agencies that see declining activity as having ominous consequences in the years to come.

Before our knees creaked and ankles bent, we played sport for pleasure (skiing), to win (tennis), and to work off our frustrations (basketball). But a new generation, introduced to baseball, soccer, ice hockey and football from the time they could barely walk, have redefined sports (skateboarding, snowboarding, action sports) if they bother to play at all.

Why? Part of it is Darwinism. Kids get introduced to sports before their bodies can handle the coordination and skills needed. Only the precocious survive. When they reach high school age, the precocious play varsity sports, the rest don't even warm the bench. Intra-mural sports aren't offered at most schools. After school time is the shuffle home to the computer, hang-out with friends, and rush to the library or a plunk in front of the TV."

It is asserted that the same holds true for the Australian community:

#### **4.2. The Australian Sports Commission (ASC)**

In its Annual Report for 2001 the ASC noted a continued decline in sports participation. For many of the reasons identified in the above quote from Leisure Trends, the Australian Government is seeking ways to counter this decline in sports participation. The Federal Government's new sports policy "Backing Australia's Sporting Ability - A More Active Australia" provides a clear direction to focus on increasing participation in organised sport, particularly at the club and school levels. The Program targets a small number of sports for special support, under the Australian Sports Commission's "Active Australia" banner, to grow their business by expanding active membership of clubs and associations.

By targeting mostly larger sports with an already extensive club infrastructure, the ASC aims to achieve significant growth in the number of people of all ages participating in grassroots sport. The ASC will provide service support by giving access to the resources, programs and expertise of its Sport Development Group. About twenty sports will be involved in the Targeted Sports Participation Growth Program over four years. To spread the requirement for funding support and services over the next four years, a two-stage approach has been adopted, with 10 sports invited to participate in 2001-02 to 2003-04 and a second group from 2002-03 to 2004-05.

This program will surely have a beneficial impact on active sport participation but it is clearly focusing on activities that are moving against the trend.

#### **4.3. Department of Sport and Recreation Trends Paper**

For reference purposes an unpublished paper prepared by Dr Heather MacGowan, Principal Policy Officer for the Department of Sport and Recreation is included as attachment 14.1. It offers considerable background information from which the following conclusions and predictions are drawn.

The following points are drawn from the study of previous chapters on demographics and trends in sport and recreation participation. These outcome statements are to be used to guide facility provision in the future.

- People are working a broader range of hours. This will cause a need to open facilities longer and offer services over a greater spread of hours.
- With a greater incidence of two working-parent families, the trend is to spend free time with the family and in the home. Television and computer focused leisure is having a significant impact on this trend. The traditional Saturday afternoon sport for adults and Saturday morning sport for Children is losing its relevance to the Australian community.
- Volunteerism whilst growing is changing as the desire to spend large amounts of time administering sport activities declines. Volunteers are looking to give short, sharp stints of aid in a clearly prescribed role or function. There will be the need to plan and administer programs and services through professional staff with volunteers enlisted to perform specific and discreet duties. More programs and services will need to be offered on a pay as you play basis rather than seasonal subscription or membership programs.
- We will need to build facilities that are capable of all-hours operation. This means ensuring development has suitable buffer zones to surrounding neighbourhoods from late night noise and lighting. Operations will likely involve late evening and even early morning use. Lighting of outdoor arenas will become paramount.
- A smaller tax base will develop as the baby boomers retire and fewer people come through to take their place. There will be less government dollars to fund facility development and operational costs. The need to develop and achieve truly multi-functional facilities with high levels of utilisation will become paramount to spread overhead costs.
- The population is ageing and the percentage of children in the population is decreasing in percentage terms. The median age is trending toward 40. For health and community well-being a focus on the older population in active sport and recreation will become a major government initiative. Opportunities will exist for those who target this market.

- Similarly with the impact of changing work patterns and two working-parent families, activities that embrace the whole family will have an emerging appeal.
- The increasing cost of facility provision and servicing means that Local Government will not be able to provide all things to all people as it has attempted to do in the past. Local Government will become selective in its provision, offering the highest priority facilities and services reflective of the community and its natural environment and economic circumstances.
- Increased pressure from insurance and duty of care responsibilities together with a tightening of financial resources will cause a decrease in the spread of facilities and services offered by Local Government with them opting for a quality rather than a quantity approach.
- The high incidence of skin cancer is a significant influence on people's choices to participate in sport and recreation activities. There will be a growing attraction to sports and activities played indoors, under shelter or shade, or under lights at night. Sports that are currently played in full sun will suffer a decline in participation.
- The major barriers to participation in sport and recreation are time, cost and safety. Therefore sport and recreation opportunities for broad based participation will need to be offered close to home, at a variety of hours, at reasonable cost and with sound facilities, equipment and provider expertise.
- The most popular free time active pastimes are walking, swimming, aerobics and fitness activities. These are all surpassed by our propensity to watch television, listen to music, read and garden.
- Australians are more likely to go to the library, a museum or a garden than to a sporting event. Accordingly the priority for limited financial resources should be to ensure libraries, museums (and other places of cultural interest) and public gardens (and parks and reserves) are developed and maintained to meet community need and for them all to be linked by walking tracks, paths and trails to capture the walking market. Pay as you play facilities such as swimming pools, indoor sports/fitness centres and the like should be the next addressed.
- The current figures from the ASC (1999-2000) are however worth noting.
  - Participation in sport and physical activities decreased by 4.7% to 54.7%
  - Participation in organised sport decreased by 1.4% to 28.9%
  - Male participation decreased by 4.1% to 58.5%;
  - Female participation decreased by 5.4% to 50.9%;
  - Participation decreased in all age groups, with the greatest decrease recorded in the 18–24 years and the 45–54 years categories (6.9% and 7.9% respectively);

## 5. THE SHIRE OF MANJIMUP - A WORKING PROFILE

A quick overview of the population in the Shire in June 2001 is provided below

| Total Shire  | Males                  | Females                | Persons       | Percentage |
|--------------|------------------------|------------------------|---------------|------------|
| Manjimup     | 3,568                  | 3,434                  | 7,002         | 70%        |
| Pemberton    | 914                    | 817                    | 1,731         | 17%        |
| Northcliffe  | 385                    | 360                    | 745           | 7%         |
| Walpole      | 285                    | 267                    | 552           | 6%         |
| <b>Total</b> | <b>5,152</b><br>51.36% | <b>4,878</b><br>48.63% | <b>10,030</b> | 100%       |

When looking at the population breakdown across the Shire it is important to note that 70% of the population is based around Manjimup and only 7 and 6 percent respectively around Northcliffe and Walpole.

In June 2000, the sex ratio (number of males per 100 females) for Western Australia was 101.4, with 948,636 males and 935,224 females. This compares with a sex ratio of 99.2 at the national level. Males outnumbered females in all statistical divisions throughout Western Australia except Perth where there were 693,814 females and 687,313 males. In Manjimup the sex ratio is 105.6. Across the state the sex ratio ranged from 99.0 in Perth to 125.0 in the Pilbara.

The greater number of males in the Shire of Manjimup applies to all townships. At a state level there are more males than females until about age 28 when females become the more populous sex. As the population continues to age there is likely to be a greater percentage of females present in all communities with females having a longer life expectancy with the percentage swing most noticeable beyond age 70 or thereabouts.

The next tables (see over the page) provide a fuller account of population breakdown across the Shire and the State.

Following are a series of tables taken from the most recent ABS data and the 2001 census. Firstly look at the population breakdown across the Shire by town and also at the state level. These figures exclude overseas visitors.

|              | Manjimup     |              |              | Pemberton  |            |              | Northcliffe |            |            | Walpole    |            |            | Shire        |              |              | WA State       |                |                  |
|--------------|--------------|--------------|--------------|------------|------------|--------------|-------------|------------|------------|------------|------------|------------|--------------|--------------|--------------|----------------|----------------|------------------|
|              | Males        | Females      | Persons      | Males      | Females    | Persons      | Males       | Females    | Persons    | Males      | Females    | Persons    | Males        | Females      | Persons      | Males          | Females        | Persons          |
| 0-4          | 315          | 291          | 606          | 71         | 60         | 131          | 17          | 22         | 39         | 21         | 17         | 38         | 424          | 390          | 814          | 63,076         | 59,633         | 122,709          |
| 5-9          | 294          | 310          | 604          | 69         | 53         | 122          | 38          | 37         | 75         | 18         | 19         | 37         | 419          | 419          | 838          | 68,262         | 64,355         | 132,617          |
| 10-14        | 347          | 295          | 642          | 65         | 65         | 130          | 37          | 36         | 73         | 21         | 23         | 44         | 470          | 419          | 889          | 70,708         | 66,642         | 137,350          |
| 15-19        | 248          | 209          | 457          | 48         | 53         | 101          | 18          | 16         | 34         | 8          | 0          | 8          | 322          | 278          | 600          | 69,866         | 66,413         | 136,279          |
| 20-24        | 178          | 170          | 348          | 72         | 48         | 120          | 15          | 11         | 26         | 4          | 6          | 10         | 269          | 235          | 504          | 63,257         | 60,736         | 123,993          |
| 25-29        | 201          | 229          | 430          | 47         | 48         | 95           | 20          | 14         | 34         | 9          | 9          | 18         | 277          | 300          | 577          | 64,084         | 63,711         | 127,795          |
| 30-34        | 238          | 233          | 471          | 60         | 57         | 117          | 19          | 26         | 45         | 15         | 25         | 40         | 332          | 341          | 673          | 68,360         | 69,413         | 137,773          |
| 35-39        | 290          | 293          | 583          | 73         | 58         | 131          | 28          | 31         | 59         | 18         | 19         | 37         | 409          | 401          | 810          | 69,806         | 71,750         | 141,556          |
| 40-44        | 308          | 271          | 579          | 59         | 65         | 124          | 35          | 43         | 78         | 20         | 16         | 36         | 422          | 395          | 817          | 70,491         | 72,363         | 142,854          |
| 45-49        | 242          | 232          | 474          | 65         | 54         | 119          | 37          | 26         | 63         | 18         | 18         | 36         | 362          | 330          | 692          | 65,936         | 67,467         | 133,403          |
| 50-54        | 236          | 196          | 432          | 68         | 67         | 135          | 36          | 31         | 67         | 17         | 22         | 39         | 357          | 316          | 673          | 62,856         | 61,120         | 123,976          |
| 55-59        | 150          | 135          | 285          | 53         | 45         | 98           | 29          | 20         | 49         | 28         | 30         | 58         | 260          | 230          | 490          | 47,321         | 44,882         | 92,203           |
| 60-64        | 140          | 140          | 280          | 34         | 25         | 59           | 20          | 18         | 38         | 28         | 20         | 48         | 222          | 203          | 425          | 37,846         | 36,978         | 74,824           |
| 65-69        | 115          | 108          | 223          | 32         | 33         | 65           | 14          | 18         | 32         | 14         | 11         | 25         | 175          | 170          | 345          | 29,763         | 30,643         | 60,406           |
| 70-74        | 94           | 95           | 189          | 31         | 29         | 60           | 17          | 9          | 26         | 13         | 6          | 19         | 155          | 139          | 294          | 25,702         | 27,836         | 53,538           |
| 75-79        | 79           | 95           | 174          | 18         | 12         | 30           | 3           | 4          | 7          | 3          | 3          | 6          | 103          | 114          | 217          | 18,608         | 23,038         | 41,646           |
| 80-84        | 30           | 59           | 89           | 7          | 7          | 14           | 3           | 5          | 8          | 0          | 6          | 6          | 40           | 77           | 117          | 10,162         | 15,965         | 26,127           |
| 85-89        | 27           | 40           | 67           | 5          | 3          | 8            | 0           | 0          | 0          | 0          | 0          | 0          | 32           | 43           | 75           | 5,016          | 10,314         | 15,330           |
| 90-94        | 6            | 14           | 20           | 0          | 0          | 0            | 0           | 0          | 0          | 0          | 0          | 0          | 6            | 14           | 20           | 1,637          | 4,222          | 5,859            |
| 95-99        | 6            | 3            | 9            | 0          | 0          | 0            | 0           | 0          | 0          | 0          | 0          | 0          | 6            | 3            | 9            | 435            | 1,116          | 1,551            |
| 100 plus     | 0            | 0            | 0            | 0          | 3          | 3            | 0           | 0          | 0          | 0          | 0          | 0          | 0            | 3            | 3            | 95             | 124            | 219              |
| <b>Total</b> | <b>3,544</b> | <b>3,418</b> | <b>6,962</b> | <b>877</b> | <b>785</b> | <b>1,662</b> | <b>386</b>  | <b>367</b> | <b>753</b> | <b>255</b> | <b>250</b> | <b>505</b> | <b>5,062</b> | <b>4,820</b> | <b>9,882</b> | <b>913,287</b> | <b>918,721</b> | <b>1,832,008</b> |

Consider now the percentage breakdown of age groups across the townships, the Shire and the State.

|              | Manjimup    | Pemberton   | Northcliffe | Walpole     | Total Shire | WA State    |
|--------------|-------------|-------------|-------------|-------------|-------------|-------------|
| 0-4          | 9%          | 8%          | 5%          | 8%          | 8%          | 7%          |
| 5-9          | 9%          | 7%          | 10%         | 7%          | 8%          | 7%          |
| 10-14        | 9%          | 8%          | 10%         | 9%          | 9%          | 7%          |
| 15-19        | 7%          | 6%          | 5%          | 2%          | 6%          | 7%          |
| 20-24        | 5%          | 7%          | 3%          | 2%          | 5%          | 7%          |
| 25-29        | 6%          | 6%          | 5%          | 4%          | 6%          | 7%          |
| 30-34        | 7%          | 7%          | 6%          | 8%          | 7%          | 8%          |
| 35-39        | 8%          | 8%          | 8%          | 7%          | 8%          | 8%          |
| 40-44        | 8%          | 7%          | 10%         | 7%          | 8%          | 8%          |
| 45-49        | 7%          | 7%          | 8%          | 7%          | 7%          | 7%          |
| 50-54        | 6%          | 8%          | 9%          | 8%          | 7%          | 7%          |
| 55-59        | 4%          | 6%          | 7%          | 11%         | 5%          | 5%          |
| 60-64        | 4%          | 4%          | 5%          | 10%         | 4%          | 4%          |
| 65-69        | 3%          | 4%          | 4%          | 5%          | 3%          | 3%          |
| 70-74        | 3%          | 4%          | 3%          | 4%          | 3%          | 3%          |
| 75-79        | 2%          | 2%          | 1%          | 1%          | 2%          | 2%          |
| 80-84        | 1%          | 1%          | 1%          | 1%          | 1%          | 1%          |
| 85-89        | 1%          | 0%          | 0%          | 0%          | 1%          | 1%          |
| 90-94        | 0%          | 0%          | 0%          | 0%          | 0%          | 0%          |
| 95-99        | 0%          | 0%          | 0%          | 0%          | 0%          | 0%          |
| 100 plus     | 0%          | 0%          | 0%          | 0%          | 0%          | 0%          |
| <b>Total</b> | <b>100%</b> | <b>100%</b> | <b>100%</b> | <b>100%</b> | <b>100%</b> | <b>100%</b> |

For ease of analysis this data has been aggregated into a series meaningful categories from a sport and recreation and leisure participation perspective. This categorization tends to be reflected in the approach to facility provision.

| Persons      | Manjimup     |              |              |             | Pemberton  |            |              |             |
|--------------|--------------|--------------|--------------|-------------|------------|------------|--------------|-------------|
|              | Males        | Females      | Persons      |             | Males      | Females    | Persons      |             |
| under 15     | 956          | 896          | 1,852        | 26%         | 205        | 178        | 383          | 22%         |
| 15-24        | 426          | 379          | 805          | 11%         | 120        | 101        | 221          | 13%         |
| 25-34        | 439          | 462          | 901          | 13%         | 107        | 105        | 212          | 12%         |
| 35-54        | 1,076        | 992          | 2,068        | 30%         | 265        | 244        | 509          | 29%         |
| over 55      | 671          | 705          | 1,376        | 20%         | 215        | 192        | 407          | 23%         |
| <b>Total</b> | <b>3,568</b> | <b>3,434</b> | <b>7,002</b> | <b>100%</b> | <b>912</b> | <b>820</b> | <b>1,732</b> | <b>100%</b> |

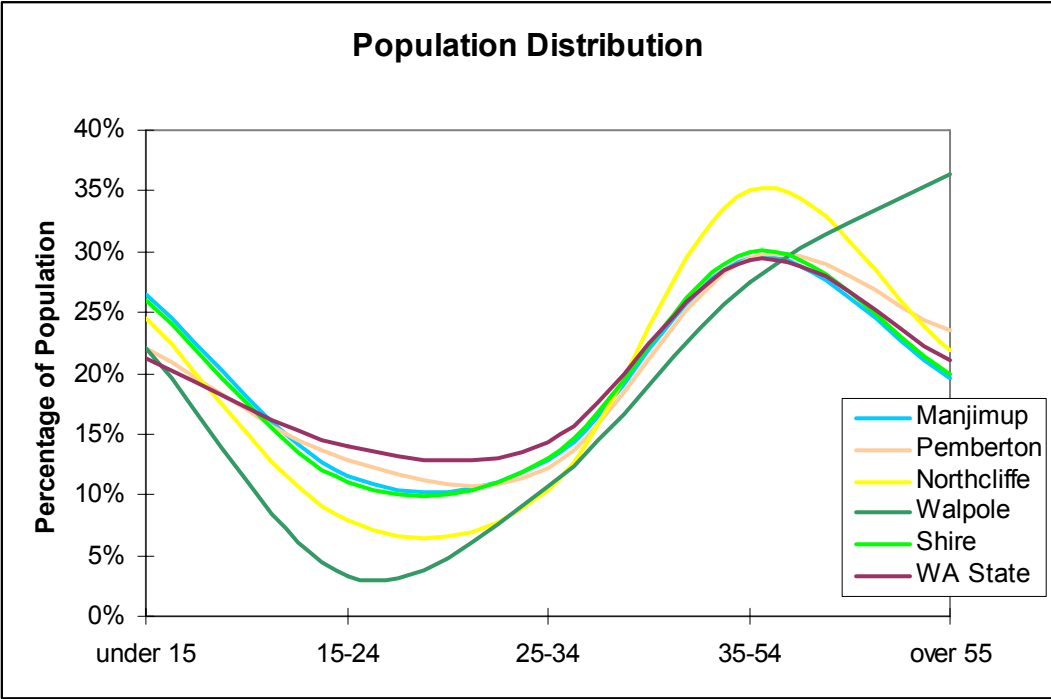
  

|              | Northcliffe |            |            |             | Walpole    |                  |                  |             |
|--------------|-------------|------------|------------|-------------|------------|------------------|------------------|-------------|
|              | Males       | Females    | Persons    |             | Males      | Persons          | Persons          |             |
| under 15     | 92          | 95         | 187        | 25%         | 60         | 392,676          | 392,676          | 22%         |
| 15-24        | 33          | 27         | 60         | 8%          | 12         | 260,272          | 260,272          | 3%          |
| 25-34        | 39          | 40         | 79         | 10%         | 24         | 265,568          | 265,568          | 11%         |
| 35-54        | 136         | 131        | 267        | 35%         | 73         | 541,789          | 541,789          | 27%         |
| over 55      | 89          | 78         | 167        | 22%         | 106        | 390,947          | 390,947          | 36%         |
| <b>Total</b> | <b>389</b>  | <b>371</b> | <b>760</b> | <b>100%</b> | <b>275</b> | <b>1,851,252</b> | <b>1,851,252</b> | <b>100%</b> |

|              | Shire       |             |             |             | WA State       |                |                  |             |
|--------------|-------------|-------------|-------------|-------------|----------------|----------------|------------------|-------------|
|              | Males       | Females     | Persons     |             | Males          | Females        | Persons          |             |
| under 15     | 1313        | 1228        | 2541        | 26%         | 202,046        | 190,630        | 392,676          | 21%         |
| 15-24        | 591         | 513         | 1104        | 11%         | 133,123        | 127,149        | 260,272          | 14%         |
| 25-34        | 609         | 614         | 1250        | 13%         | 132,444        | 133,124        | 265,568          | 14%         |
| 35-54        | 1550        | 1442        | 2992        | 30%         | 269,089        | 272,700        | 541,789          | 29%         |
| over 55      | 999         | 996         | 1995        | 20%         | 185,566        | 205,381        | 390,947          | 21%         |
| <b>Total</b> | <b>5062</b> | <b>4820</b> | <b>9882</b> | <b>100%</b> | <b>922,268</b> | <b>928,984</b> | <b>1,851,252</b> | <b>100%</b> |

The above table can be translated into the following chart using the age groupings shown.



All townships exhibit a slightly higher than state average population of children under the age of 15. At this point however the population in the 15-24 age bracket declines significantly against the state average. The smaller the town the quicker the decline as children need to travel away from home for higher education purposes. Walpole has a very low youth population percentage and all town carry less people in the 15-35 age range than the state average.

Northcliffe is notable in that it carries a significantly higher percentage of its population in the 35-54 cohorts whilst Pemberton and Manjimup follow the state average line. After 55 Walpole exhibits a dramatically different trend with the percentage of the population rising whilst all others declines.

Walpole demonstrates what could be called a retirement centre bias with a high percentage of over 55's and very few youth. They also have a lower than average population in the 15-54 working age category. This contrasts starkly with Northcliffe which carries a very high working percentage in the 40-55 age groups.

These variations are important to note however the overall numbers represented by the percentage variations must be kept in mind. Whilst Walpole is significantly different in its population make up to say Pemberton, the fact that there is only 6% of the Shire's population constituting just over 500 persons requires a degree of caution in prescribing wholesale variations in the general approach to facility provision.

From the above tables a minor difference can be seen in the slightly higher under 15's population (26% in Manjimup) compared to only 21% for the state; and a lower population in the 20-24 age bracket with only 5 % of the population compared to a state average of 7%. This is most likely due to the need for this age group to travel outside the area for education opportunities.

Now consider the population figures for the Shire recorded and forecast over the period 1981 to 2016.

| Recorded and Projected Population   |             |        |          |        |
|---|-------------|--------|----------|--------|
| Source: Adjusted from Ministry for Planning, Western Australia Tomorrow, October 2000 |             |        |          |        |
| Projections based on estimates from 2001 Census                                       |             |        |          |        |
| Year  | State of WA | Growth | Manjimup | Growth |
| 1981  | 1,300,057   | N/A    | 9,400    | N/A    |
| 1986  | 1,459,019   | 12.23% | 9,669    | 2.86%  |
| 1991  | 1,636,037   | 12.13% | 10,302   | 6.55%  |
| 1996  | 1,765,256   | 7.90%  | 10,256   | -0.45% |
| 2001  | 1,851,252   | 4.87%  | 10,030   | -2.20% |
| 2006  | 1,925,302   | 4.00%  | 10,200   | 1.69%  |
| 2011  | 2,021,567   | 5.00%  | 10,500   | 2.94%  |
| 2016  | 2,142,861   | 6.00%  | 10,800   | 2.86%  |

The above table uses actual figures to 2001 and an estimate of population growth derived from figures in the Ministry for Planning’s Western Australia tomorrow publication. Previously future growth was predicted at around 10 % for the state and in the region of 2-3% for Manjimup Shire. The 2001 census data showed a slower rate of growth and accordingly these projections have been scaled back to the rates shown in the table above. It is anticipated that state growth will be around 1% per annum over the next few years and that Manjimup’s decline will be arrested with a return to positive growth.

Following the results of the 2001 census there is little to suggest that there will be any dramatic population changes in the future. It would also appear that whilst the Shire has maintained a relatively stable population the fortunes of the Shire and the broader south west region in general are changing. The almost singular focus on the forest industry as the economic lifeblood of the community is beginning to change. As the RFA takes effect and the region turns to growth in the wine and tourism industries to sustain itself the character of the region and its population will slowly change also.

It is not objectively documented at this stage however it is contended that this change in industry focus will also bring a change in leisure activity focus. It is anticipated that there will be a reduced focus on the traditional football / cricket team sports and a demand for facilities to accommodate more cultural activities, nature based activities and adventure sports. This is not to say that the numbers participating in active team sport will decline to a point where facilities are no longer needed, merely that there will be a greater range of facilities demanded to satisfy a broader cross-section of interests.

Population references in the Warren Blackwood Land Release Plan 2001 to 2005 produced by the Department for Planning and Infrastructure in October 2001 may now need revision. It states:

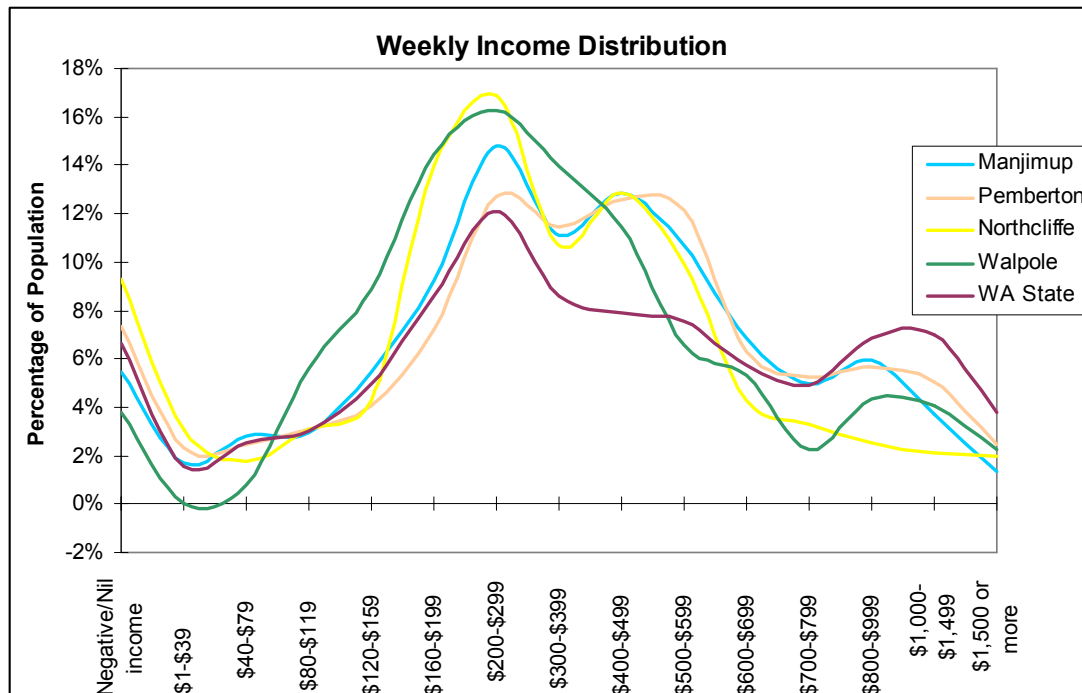
“There is estimated to be moderate growth in population numbers in all shires between 1996 and 2006.....”

The continued decline in the Shire’s population from 1991 to 2001 will cause some revision of this projection and also the potential slowing in economic activity. The report also states:

“There is general agreement that an ageing of the population will affect much of the western world over the first half of the 21<sup>st</sup> century.....it should be noted that there might not be an actual reduction in the number of people in each category but rather a proportional shift.....the implications of the ageing of the population are likely to be an increasing demand on health related services, and changing demand for smaller more manageable, housing types.”

Translated to a sport, recreation and leisure context, this means that there will need to be a more significant focus on activities suited to the older brackets of the population rather than the traditional youth and active young adults.

The next chart shows how income is distributed across the community.



Generally residents of the Shire of Manjimup earn less than the state average. At higher levels of income (i.e. above \$800 per week) the percentage of the population earning these levels is less than the state average. Similarly at lower levels of income (i.e. below \$300 per week) the percentage of the population earning at these levels is higher than the state average. Walpole records fewer very low income earners.

The median income of \$200-299 per week level is common to all townships and to the state however there is a much higher proportion of the population on this median income in Manjimup Shire than there is throughout the state. Walpole and Northcliffe are particularly locked in at this level. All towns except Walpole show a second high point at the \$500 per week mark with Pemberton extending further to the \$600 per week mark. By the time weekly earnings rise above \$800 per week the entire Shire is generally behind the state average with fewer higher income earners. Pemberton would appear to be the most affluent of the areas whilst Walpole is least remunerated. Northcliffe shows the highest percentage of people with very low and negative incomes.

To further develop an understanding of the Shire of Manjimup it is appropriate to review the strategic position the Council has adopted.

The Shire of Manjimup states that its mission is:

To be a Local Government that is focused on performance and that provides, in a planned way, quality services and infrastructure in response to local needs and our statutory responsibilities

Similarly the Council's vision is:

To enhance, in partnership with the community, the economic diversity of our Region whilst preserving its rural and forest character and to promote a vibrant and healthy lifestyle.

One interpretation of the mission and vision statements is that Council is going to need to consider investing in and promoting preventative health services including active and passive recreation facilities and services. The Council's approach to this vision of a vibrant healthy lifestyle is to undertake planning to provide quality services and infrastructure to the community.

## 6. AN INVENTORY AND AUDIT OF EXISTING FACILITIES

A tour of facilities throughout the Shire was carried out on 18 and 19 March and subsequently on 6, 7 and 8 May 2002 during the consultant's workshop visits to the region. Included as attachment 14.2 is a series of data sheets that provide both an initial record of facilities inspected and a format for ongoing review and data base development. The Shire can make use of this format for future review and planning exercises should it so desire.

As a general observation, the extent and standard of sport and recreation facilities throughout the Shire is considered quite high (compared against a statewide standard of provision). The south west of Western Australia tends to be relatively well provided for with good quality sport and recreation facilities abounding. The Pemberton and Walpole Recreation Centres are testimony to this high quality of provision in relatively small communities. It is worth noting however that the Recreation Centre facilities in Manjimup and Northcliffe are developed at a lesser standard and Northcliffe's facilities are comparatively substandard. The recommendations of this report reflect a strategy to remedy this variation.

The system of grading used in the sheets is described below for both facility condition and facility standard.

Facility condition

| Rank | Description  |
|------|--|
| 1    | Facility is in total decline and considered unsafe or unfit for purpose        |
| 2    | Facility is lacking in repairs and maintenance and needs major works           |
| 3    | Facility is reasonably well maintained and functional but in need of some work |
| 4    | Facility well maintained, well presented and fully functional/fit for purpose  |
| 5    | Presentation and amenity are of the highest standard                           |

Facility Standard

| Rank | Description   |
|------|---|
| 1    | Very basic facility offering some but often incomplete range of amenities |
| 2    | Basic facility approaching basic standard provision, mildly deficient     |
| 3    | Standard facility adequate in all respects                                |
| 4    | Above average facility with superior amenities and capabilities           |
| 5    | State of the art facility capable of highest level of application         |

## 7. THE MANJIMUP MODEL

It has proven useful to develop a model against which standards and levels of provision can be assessed. In this sense the study has attempted to develop or define what could be called the "Manjimup Model" for sport and recreation provision, the idea being to provide all community locations with the basic model before providing one off or specialised facilities in selected locations.

In the 1993 study carried out by the Department of Sport and Recreation the basic level of provision was defined as neighbourhood standard. This was determined to be applicable to any community with sufficient population to support a primary school, either on the basis of population or isolation. The level of provision at neighbourhood level was determined to include:

- Multi purpose grassed area
- Multipurpose hard courts
- Playground equipment

The next level of provision was termed district and applied to communities with a catchment population of 10,000 people or to smaller distinct townships relatively isolated from other facilities like Pemberton, Northcliffe and Walpole.

For these entities a broader range of facilities is generally provided including:

- Specialised grassed playing areas
- Cultural facilities
- Sports lighting to courts and grassed areas
- An indoor centre
- A swimming pool
- A library
- A variety of meeting/entertainment areas

The district level facilities can also include:

- Golf courses
- Equestrian areas
- Off-road vehicle areas
- Water sports areas
- Ballistic areas

Finally the report introduces regional level facilities which generally demand a population of 20,000 to 30,000 people and for Manjimup this means combination with surrounding shires. This model is similar to the one espoused in the theory explained below. It relates to a needs and motivational theory akin to Maslow's hierarchy of needs.

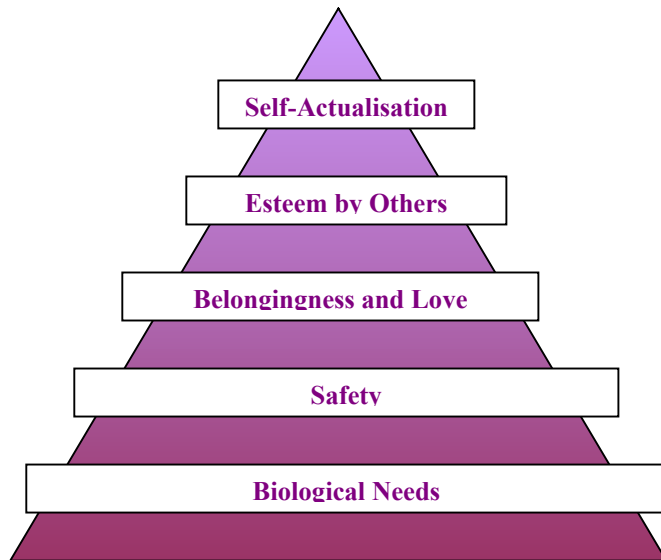
### **7.1. A HIERARCHY OF SPORT AND RECREATION NEEDS**

The provision of sport and recreation facilities tends to follow a hierarchical pattern which can be likened to Maslow's Hierarchy of Needs. This hierarchical pattern is discussed below but first consider Maslow's framework.

Maslow's hierarchy of needs is a theory about the needs that motivate all humans developed by Abraham Maslow, a central figure in humanistic psychology and in the human potential movement. Maslow began to work out this theory of human motivation in the 1940s, and first published his thoughts in *Motivation and Human Personality* in 1954. He based his studies on successful historical and contemporary figures that he considered "self-actualizers".

In addition to drawing up a list of the common traits of these individuals, Maslow placed self-actualization at the peak of his hierarchy of human motivations, the concept for which he is best known today.

This hierarchy is usually depicted as a pyramid with five levels, ranging from the most basic needs at the bottom to the most complex and sophisticated at the top.



### Maslow's Hierarchy of Needs

From bottom to top, the levels are biological needs (food, water, shelter); safety; belongingness and love; the need to be esteemed by others; and self-actualization, the need to realize one's full potential. According to Maslow, the needs at each level must be met before one can progress to the next level.

Gale Encyclopaedia of Childhood & Adolescence. Gale Research, 1998.

By applying a similar theory to the motivation behind demands for sport and recreation facility provision the following argument emerges. From a sport and recreation perspective the first requirement is find a place to gather socially and interact. This constitutes stage 1 and satisfies both the biological need of a community to feed and shelter itself with community values and cultural activities and to also provide a place of safety and retreat in crisis situations. As such this first stage is often reflected in the construction of a Community hall. In Australia the local pub or church will often play this role until more specific community facilities are developed. As a rule however, additional sport and recreation facilities will not be sought until the community meeting place is provided. As with Maslow's hierarchy, the next step cannot be approached until the lower level is satisfied.

Stage 2 is accommodation for play. This relates to Maslow's belongingness and love stage and it is important to note that the first sport and recreation facility developments tend to be team sport based and traditionally manifest in facilities to play the national sport. For Australians this has meant football and cricket as winter and summer pursuits respectively and notably this has been for male sports. Female sports participation tends to occur at a later stage.

Stage 3 maintains the need for belongingness and love but also taps into the need to be esteemed by others. What tends to occur is the development of facilities that reflect the natural environment and culture of the community. Opportunities to demonstrate prowess in these activities that reflect the priorities of the community are provided by the development of facilities for participation in those highly regarded activities. For example boating facilities will emerge for ocean and river communities, mountain and rock climbing facilities for mountainous terrain, horse riding and hiking or trekking facilities in undeveloped and scenic rural areas and swimming pools in hot dry and arid areas distanced from the coast.

By stage 4 there tends to be two parallel developments. Firstly, the existing facilities get more sophisticated, and a broader range of facilities emerges. Secondly, this stage of facility development will aim to include or provide specifically for female and child participation. In Australia, the principal development has been tennis, largely due to its inclusive nature for all ages and sexes, and partly due to Australia's success internationally in the 50's, 60's and 70's, when many of these courts were developed. Netball also tends to be accommodated in the facilities list at this stage to ensure women and girls are accommodated. Golf is often an inclusion at this point and where there is a high proportion of aged or older persons; the lawn bowls club has emerged. And so ends stage 4 of social and recreational facility development for communities.

From this point, facility development is influenced by a range of other factors. Historically for example, the Whitlam era in the early 1980's caused many local communities to develop indoor recreation centres. The fitness centre and health club gained prominence in the 80' and 90's with a strong commercial sector involvement. In the late 80's and 90's the emphasis was on converting the ageing rectangular box of water (the outdoor Olympic pool) into an indoor aquatic complex. In the noughties (2000-2010) the emphasis is likely to be on facility sophistication and the accommodation of evening activities by lighting recreation facilities. Further there seems to be an increasing call for cultural facilities such as theatres, performing arts centres, and music and concert venues.

Finally there appears to be a growing interest in both nature based and vicarious / adventure style recreation. From the nature based perspective there are growing calls for walking, cycling and horse riding tracks and trails. Adventure style activities include sky diving, bungee jumping, abseiling and rock climbing and many of the skate/BMX/motocross type activities. This is stage 5 of the hierarchy and allows individuals to express themselves unconstrained by the requirement to participate in the traditional sports. They seek self expression and satisfaction from things that are intensely personal and often individual in nature.

The call for better quality, more expensive facilities is also demanding the management of those facilities to be more effective, more responsive and more financially driven. This is causing a change in the way we approach sport and recreation across the board. Volunteerism is being seriously challenged as the driving force and mainstay of our community activities. We are being forced to accept the consequences of greater public accountability, expectations of higher standards of care and the escalating costs of insurance and indemnity cover. Professional management is emerging and the "sporting, recreation or leisure experience" is now being sold in bite sized or instalment plan packages through commercially driven operations. This is not isolated to private health clubs and resorts; it is also true of local government providers.

## **7.2. THE PROFILE OF MANJIMUP'S EVENT CALENDAR**

The following selection of events is included to identify the flavour of events and activities of significance hosted in the Shire. With reference to the above hierarchical model it is interesting to note that most events fall into the final stage where there is room for self expression and personal satisfaction. The fact that many are spectator focused indicates that the offering of these events provides the opportunity for many to gain their vicarious adventure experience through observation rather than direct involvement.

### 7.2.1 Manjimup 15000 International Motocross - 1 to 3 June 2002

This event is held to promote the sport of Motocross both in WA and Nationally. Manjimup hosts the richest motocross in the Southern Hemisphere and attracts people from all over Australia as well as overseas.

### 7.2.2 Off the beaten track Saturday - 28 to 30 September 2002.

A motor show of four wheel drive vehicles (by local and invited distributors) at Rea Park. Activities for the family such as throwing the boot, carrying a bale of hay, motor bike rides, demonstrations of motocross and Speedway. A parade of vehicles with prizes for most modern, most loved, vintage and a mini car rally is held in the afternoon around the local area. A band will provide evening entertainment and the big breakfast event is held at Rea Park.

Tag-a-long tours in groups of 10 travels through out the area. Lunch is to be provided by the Pemberton community. Tours recommence - evening entertainment and accommodation in Northcliffe. Monday 30th September 2002 - Breakfast at Northcliffe and tag a long tour to Walpole for lunch. Visitors head back home via the bitumen after an eventful, action packed weekend.

### 7.2.3 Festival of Country Gardens – 1 to 7 November 2002

Over 35 Gardens will be open in the hinterland of the South West of Western Australia known as the Warren Blackwood. Activities of interest to gardeners will also be held, including a special spring dinner and vineyard walks.

### 7.2.4 Bibbulmun Eco-Team Challenge – 17 October to 17 November 2002

A competitive team event on the Bibbulmun Track - WA's award-winning, premier walk trail stretching 1000kms from Perth to Albany. The aim is to gain the highest score in environmental activities and other challenges set along the route (i.e. it is not a race!). Teams will need to be self-sufficient but training and coordination will be provided. There will be 2 first-aid trained, experienced interpretative guides on every heat who will co-ordinate the activities and challenges. Each heat consists of 4 teams with 4 members in each team (i.e. a total of 16 participants in each heat, 64 participants overall). The event has been specially designed to coincide with the International Year of Eco Tourism, The Year of the Outback, and immediately follows the National Tracks & Trails Conference to be held in Mandurah, WA on 14-16th October.

## 8. REVIEW OF TENANCY ARRANGEMENTS

The Council has established lease and management agreements with numerous organisations throughout the Shire. These agreements have been developed progressively and at this point do not reflect a uniform or standard treatment of organisations or facilities.

It is recommended that a separate review of all tenancy arrangements be undertaken with a view to the development of a community group tenancy policy that can be progressively introduced throughout the community. The development of a uniform or standard community group tenancy agreement (ie standard lease) is not recommended at this stage. With new facilities about to be built and a need to rationalise existing facilities, an attempt to standardize is likely to be an unnecessary complication at this stage. Further, the various community groups and the communities they operate in are at different stages of development along the hierarchy of facility provision.

There are two factors that will have an impact on these existing arrangements and future proposals for lease/licence/management arrangements with sport and recreation groups. The first will be the desire to develop new leases for new facilities. This is likely to be the case for new/upgraded facilities in Pemberton and Northcliffe in the short term. The second issue will relate to a rationalisation of the use and allocation of existing sports ground and recreation facilities, particularly those in Manjimup. Existing lease arrangements will need to be considered in full before new arrangements can be put in place.

Issues that need to be considered in the development of a tenancy policy (beyond the scope of this study) include:

- The size (membership strength) and nature of the community group as tenant
- The size and capital cost of the facility in question
- The capital contribution made by the community group/community at large
- The operating cost of the facility
- The Council contribution to the operating cost of the facility
- The exclusivity/ openness of the facility to the general public
- The tenure (vesting/ownership) of the land on which the facility is established

## **9. THE CONSULTATION PROCESS**

The consultation process for this study included questionnaires, face to face interviews and community workshops. The details are described below.

### **9.1. COMMUNITY CONSULTATION PROGRAM FINDINGS**

The level of interest and participation in the community consultation process was both significant and impressive. It would be fair to say that the people of the Shire of Manjimup place a relatively high priority on the provision facilities for and participation in sport and recreation. A workshop was held in each township in the Shire in the second week of May 2002. The program was as follows:

- |               |                        |                                |
|---------------|------------------------|--------------------------------|
| • Walpole     | Monday 6 May 7.30 pm   | Walpole Recreation Centre      |
| • Northcliffe | Tuesday 7 May 7.30 pm  | Clem Collins Recreation Centre |
| • Pemberton   | Wednesday 8 May 5.30pm | Pemberton Community Centre     |
| • Manjimup    | Wednesday 8 May 8.00pm | Gallery – Community Centre     |

The record of the meetings and their recommendations is included as attachments 14.5. The impact of those findings is discussed in the following chapter.

### **9.2. GENERAL RESIDENT QUESTIONNAIRE - SUMMARY OF RESULTS.**

The steering committee determined that the entire community should be given the opportunity to have a say in the provision of sport and recreation facilities into the future. Accordingly a questionnaire was sent to every household in the Shire with some 4348 surveys being issued. There were 477 returns representing an 11% response rate which is both statistically significant and aligned with the expected return rate. The survey results are recorded in full as attachment 14.6.

A significant component of the survey was to determine which activities were the most popular and most participated in by the community. The following table shows both the number participating in each activity across each town and the rank of that activity across the active pursuits nominated.

| Activity                    | Manjimup |      | Pemberton |      | Northcliffe |      | Walpole |      | Total Shire |      |
|-----------------------------|----------|------|-----------|------|-------------|------|---------|------|-------------|------|
|                             | total    | rank | total     | rank | total       | rank | total   | rank | total       | rank |
| Aerobics                    | 8        | 21   |           |      | 1           | 19   | 4       | 10   | 13          | 25   |
| Art Craft                   | 0        | 38   | 4         | 22   | 21          | 7    |         |      | 25          | 19   |
| Badminton                   | 24       | 14   | 9         | 17   | 31          | 5    | 3       | 14   | 67          | 11   |
| Basketball                  | 73       | 6    | 43        | 5    | 35          | 2    | 15      | 3    | 166         | 4    |
| Boating                     |          |      | 1         | 25   |             |      | 3       | 14   | 4           | 33   |
| Bowls                       | 20       | 15   | 22        | 8    | 1           | 19   | 11      | 5    | 54          | 12   |
| Camping                     | 5        | 26   |           |      | 0           | 25   |         |      | 5           | 32   |
| Canoeing                    | 2        | 31   |           |      |             |      | 2       | 18   | 4           | 33   |
| Cricket                     | 42       | 11   | 12        | 13   |             |      |         |      | 54          | 12   |
| Cycling/BMX                 | 79       | 5    | 49        | 3    | 8           | 15   | 10      | 6    | 146         | 6    |
| Dancing                     | 16       | 18   | 15        | 11   | 11          | 13   |         |      | 42          | 16   |
| Darts                       | 4        | 28   | 7         | 19   | 1           | 19   | 5       | 9    | 17          | 21   |
| Fishing                     | 161      | 2    | 48        | 4    | 2           | 17   | 27      | 2    | 238         | 3    |
| Football                    | 87       | 4    | 27        | 6    | 35          | 2    | 2       | 18   | 151         | 5    |
| Gardening                   | 61       | 8    | 23        | 7    | 14          | 11   | 15      | 3    | 113         | 7    |
| Golf                        | 68       | 7    | 22        | 8    | 12          | 12   | 3       | 14   | 105         | 8    |
| Gym                         | 8        | 21   | 5         | 20   |             |      |         |      | 13          | 25   |
| Hockey                      | 26       | 12   | 1         | 25   | 18          | 8    |         |      | 45          | 15   |
| Horse Riding                | 19       | 16   | 10        | 14   | 1           | 19   | 2       | 18   | 32          | 18   |
| Indoor Bowls                | 2        | 31   |           |      | 10          | 14   | 2       | 18   | 14          | 24   |
| Indoor Hockey               |          |      |           |      |             |      | 4       | 10   | 4           | 33   |
| Indoor Soccer               | 1        | 34   |           |      |             |      | 6       | 8    | 7           | 31   |
| Lacrosse                    | 1        | 34   | 1         | 25   |             |      | 0       | 27   | 2           | 38   |
| Motor Bike riding           | 13       | 19   | 2         | 23   |             |      |         |      | 15          | 22   |
| Netball                     | 48       | 10   | 17        | 10   | 15          | 10   | 10      | 6    | 90          | 10   |
| Polo                        | 1        | 34   |           |      |             |      |         |      | 1           | 41   |
| Pool (8 ball)               | 1        | 34   | 2         | 23   |             |      | 1       | 23   | 4           | 33   |
| Repertory                   | 12       | 20   |           |      |             |      |         |      | 12          | 27   |
| Rollerblading/Skateboarding | 4        | 28   | 8         | 18   | 4           | 16   | 4       | 10   | 20          | 20   |
| Rugby                       | 8        | 21   |           |      |             |      |         |      | 8           | 29   |
| Soccer                      | 19       | 16   | 15        | 11   | 18          | 8    | 1       | 23   | 53          | 14   |
| Speedway                    | 2        | 31   |           |      |             |      |         |      | 2           | 38   |
| Surfing                     | 5        | 26   | 1         | 25   |             |      | 4       | 10   | 10          | 28   |
| Squash                      | 25       | 13   | 10        | 14   | 2           | 17   |         |      | 37          | 17   |
| Swimming                    | 160      | 3    | 53        | 2    | 26          | 6    | 3       | 14   | 242         | 2    |
| Tennis                      | 51       | 9    | 10        | 14   | 35          | 2    | 2       | 18   | 98          | 9    |
| Triathlon                   |          |      |           |      | 1           | 19   | 1       | 23   | 2           | 38   |
| Volleyball                  | 8        | 21   |           |      |             |      |         |      | 8           | 29   |
| Walking/jogging/running     | 291      | 1    | 125       | 1    | 37          | 1    | 50      | 1    | 503         | 1    |
| Waterskiing                 | 4        | 28   |           |      |             |      |         |      | 4           | 33   |
| Yoga                        | 8        | 21   | 5         | 20   | 1           | 19   | 1       | 23   | 15          | 22   |
| Count of activities         | 38       |      | 28        |      | 25          |      | 27      |      | 41          |      |

There were 41 discrete active pursuits nominated in the surveys. There has been some amalgamation of like activities to present these results. e.g. miniball for juniors is recorded as part of basketball and bushwalking is listed with jogging as part of the walking category. Likewise all art and craft activities are grouped together encompassing needlework, painting, pottery and the like. Passive activities such as reading and computing were not recorded, nor was camping, working and spectating. The red numerals indicate a top 10 ranking.

The following table assists in understanding this array of activities. It shows the most popular activities across the Shire on a town by town weighted preference basis. To determine the rankings, the top 10 activities were taken from each local survey. They were assigned weighting of 10 points for the top rank and 1 point for the activity ranked 10. These points were then added to provide an overall score and final ranking for each activity based on that score. Within the top 10 activities across all 4 townships there were 19 activities listed.

Importantly, both Manjimup and Pemberton recorded the same top 10 activities (with a variation in the ranking), and Walpole aligned itself with 7 of those top 10. Northcliffe was the most unaligned with only 5 of their activities conforming to the top 10 in Manjimup and Pemberton and Northcliffe.

The most popular activity in all townships was walking, jogging or running and is clearly the most participated in activity. Basketball (including miniball) is strong throughout the Shire with it ranking well in all townships. Importantly, fishing is highly ranked, being the second most popular activity in 2 of the 4 towns although its participation is less frequent. Note from the data in attachment 14.6 that fishing occurs mostly on a monthly to three monthly basis as opposed to seasonal team sports played weekly during the competition season.

| Top activities across all towns |       |                             |
|---------------------------------|-------|-----------------------------|
| RANK                            | SCORE | ACTIVITY                    |
| 1                               | 40    | Walking/jogging/running     |
| 2                               | 28    | Basketball                  |
| 3                               | 25    | Fishing                     |
| 4                               | 22    | Swimming                    |
| 5                               | 21    | Football                    |
| 6                               | 19    | Cycling/BMX                 |
| 7                               | 15    | Gardening                   |
| 8                               | 11    | Tennis                      |
| 9                               | 9     | Bowls                       |
| 10                              | 8     | Netball                     |
| 11                              | 7     | Golf                        |
| 12                              | 6     | Badminton                   |
| 13                              | 4     | Art Craft                   |
| 14                              | 3     | Soccer                      |
| 14                              | 3     | Indoor Soccer               |
| 14                              | 3     | Hockey                      |
| 17                              | 2     | Darts                       |
| 18                              | 1     | Rollerblading/skateboarding |
| 18                              | 1     | Surfing                     |
| 18                              | 1     | Indoor Hockey               |
| 18                              | 1     | Aerobics                    |

The next table shows the top priorities for new or improved facilities in each town. The question asked of respondents was “What sporting, recreation or leisure facilities, services or programs are missing in your town?”

A meaningful comparison can be gained by looking at the top 6 response categories.

| <b>Manjimup</b>   |     |
|---|-----|
| Heated Swimming Pool  | 161 |
| A fully equipped gym  | 53  |
| A theatre   | 36  |
| More paths and trails to places of interest around town and into the forest | 20  |
| A crèche in the recreation centre   | 20  |
| Ten Pin Bowling   | 15  |

| <b>Pemberton</b>                        |    |
|---|----|
| Heated Swimming Pool                    | 54 |
| Skateboard and rollerblade and BMX area | 17 |
| Playground facilities                   | 15 |
| Gym - weight training facility          | 15 |
| Tennis Courts                           | 12 |
| Footpaths and walking trails            | 12 |

| <b>Northcliffe</b>  |    |
|---|----|
| Sprung wooden floor to recreation centre                                  | 12 |
| Skate Park/BMX track  | 12 |
| Open beaches for public access - give residents free national park access | 8  |
| Squash courts   | 4  |
| Heated Swimming Pool  | 4  |
| Clad the walls of the recreation centre for safety reasons                | 3  |

| <b>Walpole</b>   |   |
|--|---|
| Heated Swimming Pool   | 8 |
| None that I would use - existing facilities are adequate             | 4 |
| Coordinator for the recreation centre                                | 3 |
| Entertainment and cultural activities such as theatre arts music etc | 3 |
| Rollerblading and skateboarding park                                 | 2 |
| Walk trails around foreshore   | 2 |

Of particular note is the request for a heated swimming pool from all townships and at the highest ranking from 3 of the 4 townships. Whilst some of the demand was focused specifically on the township in question, i.e. a call for a pool in all 4 towns, the majority acknowledged that a pool in Manjimup Township was the most likely result. It is important to note that many outside of Manjimup town also called for the upgrade of seasonal swimming holes such as Big Brook Dam and Pemberton pool and a call for a swimming hole like Big Brook Dam to be developed for Northcliffe residents.

The demand for rollerblading, skateboarding and BMX riding areas was also common across all 4 towns (Manjimup ranked 9) and is indicative of the current trend in youth facility provision. The final common demand across all towns is the call for more walk tails footpaths, cycle ways and other pedestrian connections around town and to places of interest (Northcliffe ranked 8). Notably, many in Walpole appear to be well satisfied with their lot at present.

When asked how they believed new sport and recreation facilities should be funded the respondents replied as follows

| Method                     | Manjimup   |             | Pemberton  |             | Northcliffe |             | Walpole   |             | Shire      |             |
|----------------------------|------------|-------------|------------|-------------|-------------|-------------|-----------|-------------|------------|-------------|
| User pays                  | 45         | 12%         | 15         | 13%         | 3           | 6%          | 7         | 15%         | 70         | 12%         |
| A combination of the above | 128        | 33%         | 55         | 47%         | 24          | 48%         | 24        | 52%         | 231        | 38%         |
| Council rates              | 43         | 11%         | 7          | 6%          | 4           | 8%          | 1         | 2%          | 55         | 9%          |
| Fundraising Efforts        | 52         | 13%         | 13         | 11%         | 4           | 8%          | 6         | 13%         | 75         | 12%         |
| Membership Fees            | 61         | 16%         | 12         | 10%         | 2           | 4%          | 3         | 7%          | 78         | 13%         |
| Community Self Help        | 22         | 6%          | 8          | 7%          | 4           | 8%          | 2         | 4%          | 36         | 6%          |
| Other                      |            |             |            |             |             |             |           |             |            |             |
| Sponsorship                | 16         | 4%          |            | 0%          |             | 0%          |           | 0%          | 16         | 3%          |
| Government grants          | 20         | 5%          | 8          | 7%          | 9           | 18%         | 3         | 7%          | 40         | 7%          |
| <b>Totals</b>              | <b>387</b> | <b>100%</b> | <b>118</b> | <b>100%</b> | <b>50</b>   | <b>100%</b> | <b>46</b> | <b>100%</b> | <b>601</b> | <b>100%</b> |

It is interesting to note that all townships acknowledge the need for a balanced approach with a combination of funding sources ranked most highly in all cases. The Northcliffe township is again a little different to the others with a larger preference for government and Council funding and a lesser preference for user pays and membership fees. It would appear that Northcliffe people feel under serviced at present and whilst acknowledging they have some responsibility to contribute through fundraising efforts, believe they can rightfully expect improved facilities to be provided by the Shire through government funding sources.

Below is a selection of repeated comments made in response to the final question inviting respondents to offer any suggestion or thought that might assist in the recreation planning process. The comments are listed with their frequency of occurrence and are of particular interest in that they offer a broader view of a number of issues affecting sport and recreation planning for the Shire. It is important to acknowledge the comment made from Walpole in regard to insurance protection for events and activities. A paper on current activity to address this issue is included as attachment 14.8 to the report.

| <b>Manjimup</b>   |    |
|---|----|
| An all in one leisure centre with gym, courts, pool, crèche, café, squash   | 75 |
| Sport is well catered for except a heated pool                              | 26 |
| Arts are not well catered for - a theatre would be a tremendous boost       | 21 |
| Coordinated approach needed by Shire to stop groups going separate ways     | 12 |
| Encourage communication between groups                                      | 5  |
| Non-physical leisure activities (reading, chess, computers)                 | 5  |
| Drama is a growing activity and needs facilities-can be used by the schools | 3  |
| More multi purpose facilities   | 3  |

| <b>Pemberton</b>   |    |
|--|----|
| Follow the lead of others like Donnybrook and get a heated pool                | 12 |
| Promote Pemberton as a Rhododendron and Azalea show place / tourist attraction | 5  |
| Walking is no. 1 recreation and many of the trails are in disrepair            | 2  |
| Need to look at other than team sports for fitness activities                  | 2  |
| Limited facilities for children's play in Pemberton                            | 2  |
| Full support for the development of the new sports centre                      | 2  |

| <b>Northcliffe</b>  |   |
|---|---|
| Facilities in Northcliffe are substandard compared to Manjimup and Pemberton        | 5 |
| Bring more theatre productions to Northcliffe - all that come are hugely patronised | 3 |
| Promote the area for eco-tourism  | 2 |
| Refer to previous studies   | 2 |
| Don't duplicate facilities  | 2 |

| <b>Walpole</b>   |   |
|--|---|
| Sports insurance and public liability cover are crippling many activities- perhaps the Shire can look at covering this | 3 |
| Need another recreation centre coordinator to promote sport - Mrs Beck caused strong participation                     | 3 |

### 9.3. KEY STAKEHOLDER SURVEY RESULTS

A separate survey was issued to every recorded community organisation in the Shire. There were 43 replies providing a broad cross section of the community including sporting clubs, service organisations, schools, religious groups and commerce groups.

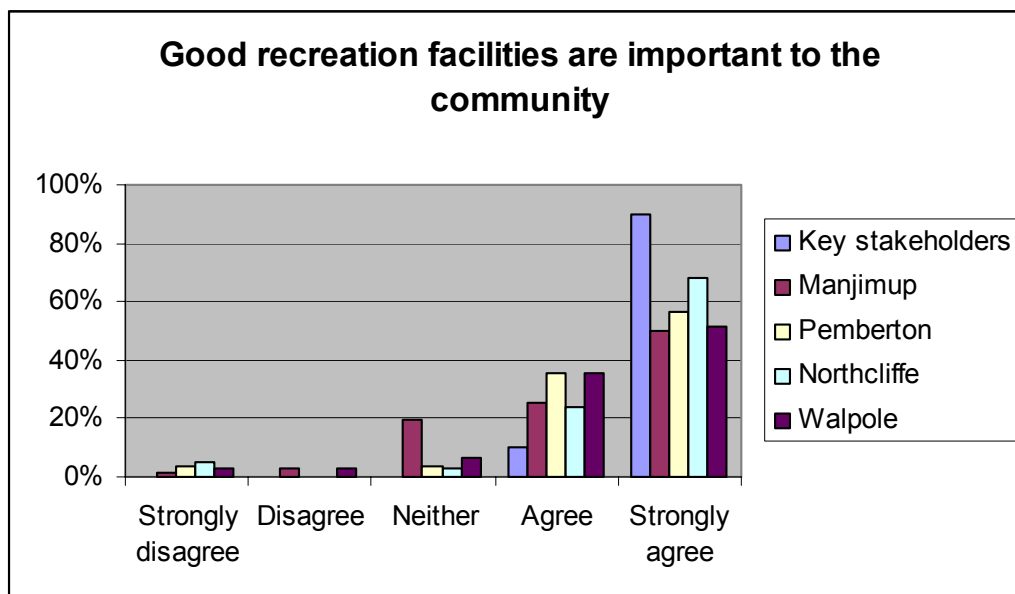
The survey results are recorded in full as attachment 14.7.

### 9.4. ANALYSIS AND INTERPRETATION OF SURVEY RESULTS

Some analysis is included within the survey summaries in attachments 14.6 and 14.7. Below are some broad conclusions drawn from the collective results from all data collected.

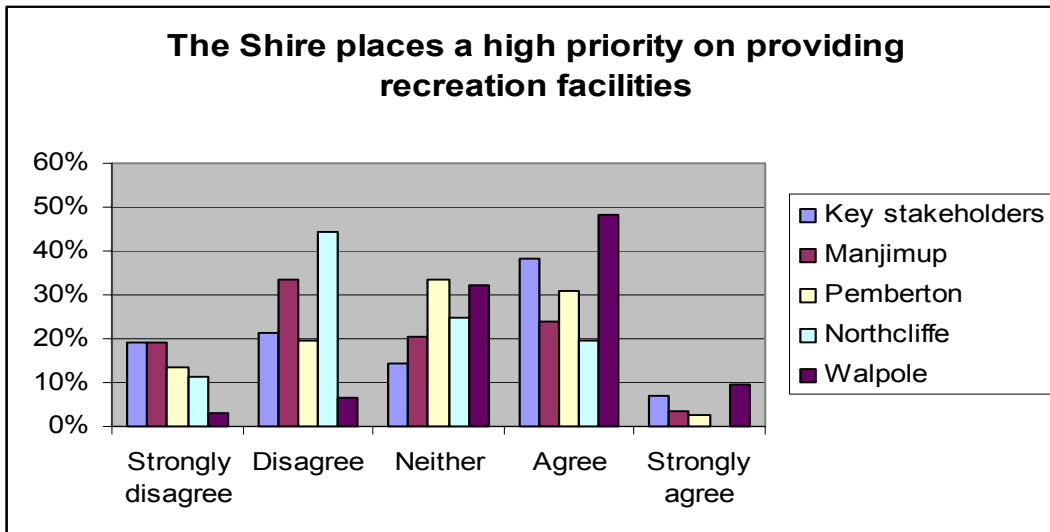
The survey asks for the community's attitudes to recreation facility provision through 3 questions where the respondent scores their agreement or disagreement to a series of statements. Not surprisingly the results indicate that their perception of the importance of recreation facilities is higher than their perception of the Shire's priority to provide them. There are some interesting variations between the townships however that need to be reflected in the future provision plans.

The first question asks about the priority they place on the provision of recreation facilities.

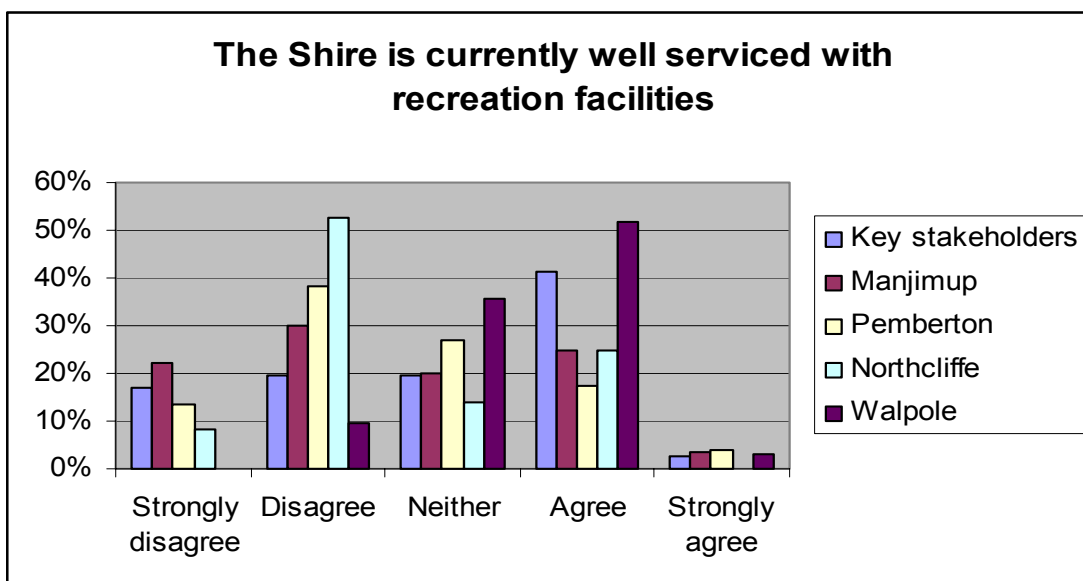


As can be seen from the chart above the strongest support is from key stakeholder groups with 90% of them indicating the highest value. It is important to note that Northcliffe scores higher than all other townships on this question and that Manjimup is least committed to the need for recreation facilities. This is reflective of the nature of the community's where Northcliffe is very sport focused whilst Manjimup, already better provided for is seeking other than sport and recreation facilities and services.

The second question asks their perception of the priority placed on recreation facility provision by the Shire.



It is important to note that some sectors believe that the Shire places a very high priority on these facilities however they are clearly in the minority. Walpole's response reflects a high degree of satisfaction with the Shire's provision and stakeholder score quite high in this regard. Northcliffe's perception is that much needs to be done and appears to indicate that they are seeking more from the Shire in terms of facility provision. The spread of views in response to this question indicate a diverse range of demands and expectations of the community. The final question asks whether the current level of facility provision is adequate.



The results are similar to the previous questions although the highs are more exaggerated. Walpole appears well satisfied and there is general agreement from the key stakeholders that the Shire is well serviced. Northcliffe is again the least satisfied however the Pemberton community is indicating the need for more facilities.

## **10. SPORT AND RECREATION FACILITY DEVELOPMENT RATIONALE**

Throughout the report there have been references to both a hierarchy of needs development model for sport and recreation facilities, and a range of trends and issues affecting and influencing sport and recreation participation. By combining these two elements and relating them to the current participation profile for Manjimup Shire residents, a relatively clear developmental rationale emerges.

Firstly, the very significant alignment between the sport and recreation facility needs identified for Manjimup in 1993 and the needs identified almost a decade later in 2002 give credence to that fact these demands are in fact hierarchical. The facilities identified in 1993 remain for the most part the same facilities demanded in 2002. Until they are satisfied the needs of the community will not change.

Therefore the principal elements of the 1993 study remain the principal elements identified in 2002 and still require to be addressed. In short these are:

- An indoor heated swimming facility, teamed with a number of support services and amenities.
- A performing arts/cultural centre to encourage theatre, drama and arts and crafts to develop.
- An enhancement to the walking and cycling paths and trails throughout the community

These features are most appropriately located in the Manjimup township however the demand is emergent in all towns.

Trends in sport and recreation participation both nationally and in the USA indicate that there is a general decline in active sports participation, particularly in the adult age groups. There is some evidence of this occurring in Manjimup Shire but observation and participant returns from the surveys indicate it is not as severe as in metropolitan areas, and certainly not true for junior sport and recreation pursuits. In fact whilst children have more activities to choose from they are tending to participate in more activities more rather than choose one from the other. This means that their participation is more seasonal and transient with many kids doing many activities in the course of a year.

A further trend is the decreased dominance of the traditional sports and an increase in the range of sport and recreation activities on offer. Whilst football, cricket, netball and tennis were once the principal sports, one of the new demands is for purpose built facilities for rollerblading, skateboarding and BMX riding. Kids have always been involved in these activities however the degree of sophistication in the facilities demanded now is considerable.

In the early 90's there was a strong demand for facilities for tee-ball for children. Fortunately this activity was able to be accommodated on most existing ovals and tee ball was accommodated by reallocating grassed areas. In the noughties however the sport of soccer is exerting a new demand. The focus on the world cup at present is testimony to its growing popularity world wide. Whilst tee-ball seems to have had its day, the projection is that soccer is a long way from peaking. It will become the "world sport" and accordingly demand will emerge for soccer specific facilities. This demand will need to be met. Unlike Tee-ball which was only a junior sport feeding into softball and baseball, soccer is showing some growth in the senior ranks.

Tee ball fields could be relatively easily accommodated on existing grassed areas. Soccer at junior level can be readily accommodated; however senior soccer requires a pitch that does not fit well into existing ovals with a cricket pitch in the middle. Sufficiently large or extended grounds to enable a full-size soccer pitch to be marked; away from the cricket pitch will be demanded. The perennial conflict with the cricket pitch in football's centre circle does not need to be repeated with soccer. Teaming cricket and hockey as summer and winter sports sharing a ground is a good solution. Allocating football and soccer to the same ground (whilst soccer maintains its summer season approach) will be a useful solution to maximising ground utilisation. i.e. plan to keep football and cricket on separate grounds where the opportunity presents itself.

A rationalisation of sporting facilities and other reserves is called for by the Manjimup community. At present there are 3 key locations within the township that host sporting facilities. These locations are the site of the Indoor Stadium/Imperials football Club, the Aquatic Centre site adjacent to the schools and the Collier Street/Rea Park precinct. This segregation of facilities makes it difficult if not impossible to provide a coordinated and well managed approach to the various sites. By centralising all facilities in the one location a more efficient approach can be achieved. Accordingly it is recommended that all future developments be focused on the Collier Street/Rea Park precinct based on:

- the available land area
- the proximity to water supply (which may need to be upgraded to meet additional demand)
- the extent of facilities currently in place
- the forecast need to redevelop many of the existing facilities throughout the township
- the existing plans to undertake significant modifications to the swimming pool including :
  - new filtration plant and equipment
  - the need to undertake remedial pool shell repairs to counteract leaking and drainage issues
  - a subsequent need to retile the pool after remedial works are undertaken
  -
- the population base within the Shire and surrounding areas not justifying the retention of a 50m swimming pool
- the ability to better incorporate into a green fields site an aquatic complex design that includes hydrotherapy and other services and programs to cater for the largest possible sections of the community (halving the existing rectangular box and covering it does little to aid programming and water activities other than traditional swimming).
- having a full time managed operation within the Collier Street/Rea Park precinct provides spin-off advantages in coordination and booking of all activities within the precinct by the aquatic complex staff.
- the relocation of the Manjimup Primary school from its current site diminishes the attractiveness of the indoor stadium site
- there is insufficient land area at the existing aquatic centre site to aggregate all activities

From a longer term planning perspective a decision to aggregate facilities at the one site will ultimately cause the relocation of the Indoor Stadium, the construction of the aquatic complex including a gym, spa, sauna and crèche, and the development of a sports club with facilities to support all sporting and community groups. A potential location of facilities, as a precursor to detailed site master planning is shown below.



Looking a little more laterally (and acknowledging these matters are outside the scope of this brief) freeing up the Imperials Football Ground and the demolition of the existing primary school will provide a large land area within the Manjimup township available for redevelopment.

Whilst these two parcels are crown land there would be a good case to put to the government for redevelopment and revitalisation of the township. For example, the football ground could be offered for use by the nearby college and part of the land developed to house new shire administration facilities, releasing prime commercial land in the CBD for commercial or retail purposes. The primary school site could be developed as residential lots with the aim for the proceeds from the sale of the old primary school site and the existing Shire offices being used to fund the new Shire offices and the recreation facilities upgrade.

Finally the most popular activities in Manjimup include walking, fishing and swimming. Provision for these activities should dominate the programs for facility development.

## 11. DEVELOPMENT PROPOSALS

Following is a series of tables showing the recommended program of works in short medium and long term categories. Note cost estimates shown in this section are derived from current Council budget estimates, recent and relevant comparative project costs known to the Consultants and the Davis Langdon Australasia 2002 Property and Construction Industry handbook. The costs are offered only as estimates and should not be used for other than indicative purposes. Detailed costing should be obtained on all projects before commissioning.

Abbreviations used in the following table are as follows:

|       |  |
|-------|--|
| SoM   | Shire of Manjimup  |
| CSRFF | Community Sporting and Recreation Facilities Fund                |
| PSC   | Pemberton Sports Club  |
| EdWA  | Department of Education  |
| CALM  | Conservation and Land Management                                 |
| DoT   | Department of Transport  |
| Clubs | Clubs and organisations associated with the facility in question |
| DCS   | Department of Community Services                                 |
| DSR   | Department of Sport and Recreation                               |
|       |  |

**SHORT TERM PROPOSALS – 2002 to 2007  
Manjimup and surrounding communities**

| FACILITY                                      | COMMENTS AND RECOMMENDED ACTIONS   | COST ESTIMATE  | SOURCE OF FUNDS  |
|---|--|--|--|
| <p>Indoor heated swimming pool complex</p>    | <ul style="list-style-type: none"> <li>Conduct a feasibility study and cost estimation of developing a new indoor aquatic complex within the Collier Street/Rea Park precinct</li> <li>Facility design must allow for access for all sectors of the community, elderly, disabled, infants and toddlers in addition to the main stream swimming public. i.e. ramp and chair lift into the water, hydrotherapy area</li> <li>Design must allow for on-site gym with exercise equipment, spa/sauna and kiosk facilities</li> </ul>  | <p>\$2.5 million</p>   | <p>SoM<br/>CSRFF<br/>Corporate sponsors<br/>Office of Seniors<br/>Interests<br/>Lotteries<br/>Commission<br/>Healthway</p>   |
| <p>Performing arts centre/cultural centre</p> | <ul style="list-style-type: none"> <li>There seems to be significant demand for a facility of some nature but it is not yet well enough understood to prescribe a development program.</li> <li>Therefore first step is to conduct a detailed needs assessment and feasibility study for the establishment of performing arts/cultural facilities</li> <li>The solution may be in the development/ retrofitting of existing facilities</li> <li>One aim is for a multi purpose centre to be established to accommodate both local cultural events and activities and to provide for visitors and delegates to conferences and conventions in the Shire.</li> <li>Another aim is for the facility to be based at one of the schools in the town and available to the public.</li> <li>Varying views suggest an open floor performance space, others see the principal element is raked seating in a theatre/auditorium with a stage.</li> <li>Need to determine appropriate size and patron accommodation for the town and commercial viability as part of study.</li> <li>It was noted that if the complex was to attract conferences and conventions it would need to be supported by suitable and sufficient accommodation (possibly a commercial venture).</li> </ul> | <p>\$25 - 30,000 for specialist consultant study including preliminary design options, location selection and funding strategy</p> | <p>SoM<br/>Arts Edge<br/>Country Arts WA<br/>Lotteries<br/>Commission<br/>Healthway<br/>Department of Community Development<br/>Community Arts Network<br/>Office of Seniors<br/>Interests<br/>Corporate sponsors/developers<br/>Create a Foundation<br/>Aboriginal Education<br/>Australia Council<br/>Education Department</p> |

|   |   |   |   |
|---|---|---|---|
| <p>Rationalise existing facilities</p>                | <ul style="list-style-type: none"> <li>• Conduct an audit of all existing active and passive reserve areas</li> <li>• Investigate potential to dispose of or put to alternate use those areas that are undeveloped and unsightly (see beautification of townships)</li> <li>• Rationalise passive park spaces to create a series of strategically placed well equipped (quality equipment) and maintained (quality presentation) areas. Acknowledge the need to keep parkland within easy reach of all residents whilst rationalising and beautifying areas (i.e. ped-shed access)</li> <li>• Review and rationalise the number of active sports grounds being maintained and offer support to amalgamate, or perhaps co-locate some of the existing clubs.</li> <li>• Plan for growth in new sports (e.g. soccer) by allocating existing grounds to new groups rather than establishing new areas</li> <li>• Identify the Collier Street/Rea Park precinct as the principal sport and recreation precinct within the township</li> </ul> | <p>Internal Council Officer investigation or Consultant / Valuer @ \$20,000</p> | <p>SoM</p>  |
| <p>Upgrade and extend path track and trail system</p> | <ul style="list-style-type: none"> <li>• Raise the priority and profile of paths tracks and trails as the primary recreational facility in the Shire</li> <li>• Continue to develop the path system throughout the town to provide linkages between community nodes and attractions</li> <li>• Develop a scheme or standard for signage, and seating, shade shelter and lighting and install at key points.</li> </ul>  | <p>Ongoing program<br/>Approx \$100K annually across the Shire</p>              | <p>SoM and grant funds (Trails West, Bike West)</p> |
| <p>Beautify the Manjimup CBD area</p>                 | <ul style="list-style-type: none"> <li>• Increase seating, shade, information and directional signage and general aesthetics of the CBD area to attract people into town to meet and converse.</li> <li>• Ensure major nodes are linked for pedestrian access</li> <li>• Does not include existing Westrail land upgrade proposal</li> </ul>  | <p>Approx \$100K annually across the Shire for township enhancement</p>         | <p>SoM with grant support</p>                       |

**Pemberton**

| FACILITY  | COMMENTS AND RECOMMENDED ACTIONS  | COST ESTIMATE  | SOURCE OF FUNDS                              |
|---|---|--|--|
| Pemberton Sports Club stage 1                             | <ul style="list-style-type: none"> <li>Develop stage 1 of the new Pemberton Sports Club as detailed in the plans prepared by the sports club on behalf of the local community group.</li> <li>Tie in existing community centre entry statement</li> <li>Note that this stage of the project does not include the proposed aquatic centre.</li> <li>The proposed indoor pool is acknowledged as a later stage to be subsequently developed.</li> </ul>   | \$2.5 million  | PSC<br>SoM<br>CSRFF                          |
| Acknowledge and provide support for other than sport club | <ul style="list-style-type: none"> <li>Acknowledge the existence of the Arts Centre and other venues and activities in town, not associated with the proposed sports club</li> </ul>  | Nil  | SoM  |
| Mini Cinema   | <ul style="list-style-type: none"> <li>Support the efforts of the Arts Centre to establish a mini cinema – requires the purchase of some projection equipment</li> </ul>  | \$10,000   | Pemberton Arts Centre Committee              |
| Pemberton Oval  | <ul style="list-style-type: none"> <li>Realign the existing oval to better relate to the new sports club</li> </ul>   | \$35,000   | PSC<br>SoM                                   |
| Playground facilities                                     | <ul style="list-style-type: none"> <li>Develop new playground facilities within the town site</li> </ul>  | \$25,000   | PSC<br>SoM                                   |
| Upgrade and extend path track and trail system            | <ul style="list-style-type: none"> <li>Raise the priority and profile of paths tracks and trails as the primary recreational facility in the Shire</li> <li>Continue to develop the path system throughout the town to provide linkages between community nodes and attractions</li> <li>Develop a scheme or standard for signage, and seating, shade shelter and lighting and install at key points.</li> <li>Pay particular attention to the uniformity of path surfaces and the way paths cross and interlink with roads and other media to assist wheelchair, gopher and pram or stroller access</li> </ul> | Ongoing program<br>Approx \$100K annually across the Shire | SoM and grant funds (Trails West, Bike West) |

**Northcliffe including Quinninup**

| FACILITY  | COMMENTS AND RECOMMENDED ACTIONS   | COST ESTIMATE   | SOURCE OF FUNDS   |
|---|--|---|---|
| Recreation hall upgrade stage 1   | <p>In order of priority:</p> <ul style="list-style-type: none"> <li>• Extend the size of the hall to accommodate a full sized netball court</li> <li>• Install a sprung timber floor to the extended sport hall</li> <li>• Line the walls to provide a safe flush surface</li> <li>• Provide a covered link to the existing outside toilets</li> <li>• Develop a kitchen area associated with the sports hall</li> <li>• Build a raised spectator seating area</li> <li>• Provide a sheltered entry feature to protect the floor</li> <li>• A hard stand area to be developed in the town centre and fitted out with portable skate ramp modules</li> <li>• Allow for 4 modules @\$3,500 in each township to be rotated throughout the townships on a regular basis</li> </ul> | \$330,000   | SoM<br>CSRFF<br>Clubs                                   |
| Skateboard/rollerblade and BMX area   | <ul style="list-style-type: none"> <li>• A hard stand area to be developed in the town centre and fitted out with portable skate ramp modules</li> <li>• Allow for 4 modules @\$3,500 in each township to be rotated throughout the townships on a regular basis</li> </ul>  | \$25,000  | SoM<br>Youth affairs                                    |
| Upgrade the town hall   | <p>In order of priority:</p> <ul style="list-style-type: none"> <li>• Dressing rooms</li> <li>• Stage lighting</li> <li>• Stage floor</li> </ul>   | \$35,000  | SoM, Clubs<br>Lotteries<br>Commission<br>Arts WA        |
| Upgrade the Northcliffe Oval Stage 1  | <p>In priority order:</p> <ul style="list-style-type: none"> <li>• Extend to accommodate soccer</li> <li>• Supply football and soccer goals</li> <li>• Improve drainage in winter</li> <li>• Upgrade water supply to improve reticulation in summer</li> </ul> <p>Install vermin control fence</p>   | \$55,000  | SoM<br>Clubs<br>CSRFF<br>DSR Equipment<br>Grants        |
| Upgrade and extend path track and trail system  | <ul style="list-style-type: none"> <li>• Raise the priority and profile of paths tracks and trails as the primary recreational facility in the Shire</li> <li>• Continue to develop the path system throughout the town to provide linkages between community nodes and attractions</li> <li>• Develop a scheme or standard for signage, and seating, shade shelter and lighting and install at key points.</li> <li>• Assist the Northcliffe community to source funding for the centre</li> </ul>  | Ongoing program<br>Approx \$100K annually across the Shire<br>unknown | SoM and grant funds (Trails West, Bike West)            |
| Develop the Northcliffe Interpretive Cultural Centre (NICC) Reticulation and top-dressing (leveling )of Quinninup School oval | <p>School oval is only grassed area in town and is used by all<br/>Desperately needs an upgrade for broader use – suggest assistance be given by the Shire and local community to become the community oval.</p>   | \$10,000  | Community<br>SoM<br>EdWA, SoM<br>Quinninup<br>community |

**Walpole**

| FACILITY  | COMMENTS AND RECOMMENDED ACTIONS  | COST ESTIMATE  | SOURCE OF FUNDS                                     |
|---|---|--|---|
| Appoint a Recreation Coordinator                                    | <ul style="list-style-type: none"> <li>Replacement Coordinator to be based at the recreation centre but to coordinate programs throughout the facilities in town.</li> <li>Job specification to be developed in conjunction with family centre and autumn centre.</li> <li>Tie in with family centre and coordinate with the Shire and other townships.</li> </ul>  | \$45,000 annually  | DCS Regional Solutions                              |
| Protect recreational fishing rights                                 | <ul style="list-style-type: none"> <li>Ensure recreational fishing rights are protected in the inlet in light of moves to designate the area as a Marine Park.</li> <li>Note also the need to regulate and limit the recreational fishing impact on the inlet and fish stock – support control but not prohibition</li> </ul>   | Internal officer and elected member involvement                        | SoM   |
| Autumn Club accommodation   | <ul style="list-style-type: none"> <li>Autumn Club who will be displaced when the new library development is completed.</li> <li>Suggestion is to re-stump the main hall of the community hall to provide a flat floor surface for indoor bowls and relocate the Autumn Centre next door.</li> </ul>  | \$35,000   | SoM Club  |
| Walpole Community bus   | <ul style="list-style-type: none"> <li>Secure access to a community bus on a regular basis for Walpole community outings.</li> <li>Increase access to existing Shire bus – refer role of recreation coordinator especially for seniors activities</li> </ul>  | Operating cost contribution  | SoM   |
| Upgrade all jetties and boat ramps in the Walpole area              | <ul style="list-style-type: none"> <li>These facilities are critical to both resident and tourist recreation pursuits.</li> <li>Progressive upgrade and programmed maintenance required</li> </ul>  | Ongoing program Unknown cost   | SoM CALM DoT  |
| Skateboard/rollerblade and BMX area                                 | <ul style="list-style-type: none"> <li>An area to be developed near the existing recreation centre using portable skate ramp modules, possibly one end of the Centre's tennis courts</li> <li>Allow for 4 modules @\$3,500 in each township to be rotated throughout the townships on a regular basis</li> </ul>  | \$14,000   | SoM Youth affairs                                   |
| Seating and shade<br>Upgrade and extend path track and trail system | <ul style="list-style-type: none"> <li>Provide seating and shade around the playground equipment at the recreation centre</li> <li>Raise the priority and profile of paths tracks and trails as the primary recreational facility in the Shire</li> <li>Continue to develop the path system throughout the town to provide linkages between community nodes and attractions</li> <li>Develop a scheme or standard for signage, and seating, shade shelter and lighting at and install at key points.</li> </ul> | \$10,000<br>Ongoing program<br>Approx \$100K annually across the Shire | SoM<br>SoM and grant funds (Trails West, Bike West) |

**MEDIUM TERM PROPOSALS – 2008 to 20013**

**Manjimup and surrounding communities**

| FACILITY   | COMMENTS AND RECOMMENDED ACTIONS  | COST ESTIMATE  | SOURCE OF FUNDS  |
|--|---|--|--|
| Gymnasium / health club type facility              | <ul style="list-style-type: none"> <li>To be developed as a second stage of the Manjimup indoor heated pool complex.</li> <li>Facilities to add a new dimension onto the complex including a gym, aerobics area, spa and sauna facilities, café kiosk, crèche, meeting and storage areas</li> <li>Provide linkages to the high and primary schools</li> <li>Estimated 700m<sup>2</sup></li> </ul>   | \$850,000  | SoM, CSRFF<br>Corporate sponsors<br>Office of Seniors<br>Interests<br>Lotteries<br>Commission<br>Healthway |
| Develop a multi-purpose Clubroom at Collier Street | <ul style="list-style-type: none"> <li>Progress on this item subject to the findings of the sports grounds and reserves rationalisation study (see short term item on rationalisation)</li> <li>Potentially a sportsman's club for hockey and cricket but to also provide for martial arts, dance and other activities including changerooms, function area, bar and kitchen 200m<sup>2</sup>.</li> <li>Could involve a major amalgamation of all users of the Rea Park and Collier Street Reserve</li> </ul> | \$300,000  | SoM<br>CSRFF<br>Clubs  |
| Develop Manjimup Performing arts/cultural centre   | <ul style="list-style-type: none"> <li>Implement findings of the needs analysis and feasibility study undertaken in the short term</li> </ul>   | Unknown at this stage  | See agency list in short term section  |
| Upgrade and extend path track and trail system     | <ul style="list-style-type: none"> <li>Ongoing program – see notes in short term section</li> </ul>   | Ongoing program<br>Approx \$100K annually across the Shire       | SoM and grant funds (Trails West, Bike West)   |
| Beautify the Manjimup CBD area                     | <ul style="list-style-type: none"> <li>Ongoing program – see notes in short term section</li> </ul>   | Approx \$100K annually across the Shire for township enhancement | SoM with grant support   |

**Pemberton**

| FACILITY   | COMMENTS AND RECOMMENDED ACTIONS   | COST ESTIMATE  | SOURCE OF FUNDS                              |
|--|--|--|--|
| Leveling, grassing and reticulation of lower rectangular field for soccer and hockey | <ul style="list-style-type: none"> <li>An additional grassed area will be needed to accommodate growth in soccer and hockey</li> <li>Short term accommodation may need to be at the school however by the time soccer has a senior team structure there will be a requirement for them to play from the sports club site for amenity purposes</li> </ul> | \$55,000   | SoM<br>Clubs<br>CSRFF                        |
| Skateboard/rollerblade and BMX area  | <ul style="list-style-type: none"> <li>An area to be developed at the sports club, potentially on the old hard courts in the short to medium term using portable skate ramp modules. Allow for 4 modules @\$3,500 in each township to be rotated throughout the townships on a regular basis</li> </ul>  | \$14,000   | SoM<br>Youth affairs                         |
| Engage a professional sports club coordinator  | <ul style="list-style-type: none"> <li>A professional officer to run the club and coordinate activities in all areas</li> <li>Person will need to be a blend of club secretary and recreation coordinator</li> </ul>   | \$40 -50,000 annually                                      | Club operations                              |
| Upgrade and extend path track and trail system                                       | <ul style="list-style-type: none"> <li>Ongoing program – see notes in short term section</li> </ul>  | Ongoing program<br>Approx \$100K annually across the Shire | SoM and grant funds (Trails West, Bike West) |

**Northcliffe including Quininup**

| FACILITY   | COMMENTS AND RECOMMENDED ACTIONS  | COST ESTIMATE                          | SOURCE OF FUNDS             |
|--|---|--|-----------------------------|
| Designated off road motorbike area                               | <ul style="list-style-type: none"> <li>Was identified in 1993 plan and still no provision</li> <li>Long term requirement may be to provide an area for this activity to prevent nuisance to local community</li> <li>Planning team to investigate suitable area and liaise with CALM</li> </ul>                           | Internal officer investigation         | N/A                         |
| A programs coordinator for Youth Voice and Recreation activities | <ul style="list-style-type: none"> <li>Provide specialist resources to ensure best use of existing facilities rather than spend money on bricks and mortar</li> <li>Responsibilities to include coordination of all activities</li> <li>Potentially based at the recreation ground with an involvement in NICC</li> </ul> | Volunteer operation with grant support | DCS<br>Arts WA              |
| Provide Aerobics and gymnasium equipment                         | <ul style="list-style-type: none"> <li>To be used in the recreation centre or the Clem Collins Hall or elsewhere</li> </ul>   | \$2,500                                | Clubs<br>CSRFF<br>Healthway |
| Provide lighting to the Quininup multi-purpose courts            | <ul style="list-style-type: none"> <li>in conjunction with the school</li> </ul>  | \$45,000                               | EdWA<br>SoM<br>CSRFF        |
| Re-lay stage floor at Northcliffe                                | <ul style="list-style-type: none"> <li>Concern that stage floor in town hall is sub standard and may need to be repaired,</li> </ul>  | \$15,000                               | SoM                         |

|  |  |   |
|--|--|---|
| Town Hall                                      | <ul style="list-style-type: none"> <li>potentially replaced</li> <li>Carry out an audit and building inspection report to determine works required</li> <li>Ongoing program – see notes in short term section</li> </ul> | <ul style="list-style-type: none"> <li>SoM and grant funds (Trails West, Bike West)</li> </ul>            |
| Upgrade and extend path track and trail system |  | <ul style="list-style-type: none"> <li>Ongoing program Approx \$100K annually across the Shire</li> </ul> |
| Upgrade the Northcliffe Oval Stage 2           | <p>In priority order:</p> <ul style="list-style-type: none"> <li>Upgrade the changerooms and extend the grandstand</li> <li>Provide additional storage sheds near grandstand</li> </ul>                                  | <ul style="list-style-type: none"> <li>SoM</li> <li>CSRFF</li> <li>Clubs</li> </ul>                       |

**Walpole**

| FACILITY   | COMMENTS AND RECOMMENDED ACTIONS   | COSTS ESTIMATE  | SOURCE OF FUNDS  |
|--|--|---|--|
| Upgrade and extend path track and trail system         | <ul style="list-style-type: none"> <li>Ongoing program – see notes in short term section</li> </ul>  | <ul style="list-style-type: none"> <li>Ongoing program Approx \$100K annually across the Shire</li> </ul> | <ul style="list-style-type: none"> <li>SoM and grant funds (Trails West, Bike West)</li> </ul> |
| Upgrade the oval                                       | <ul style="list-style-type: none"> <li>Oval is too small for senior football, lengthen and widen to standard within the next 2 years and modify layout to accommodate soccer</li> </ul>            | <ul style="list-style-type: none"> <li>\$15,000</li> </ul>  | <ul style="list-style-type: none"> <li>SoM</li> </ul>  |
| Upgrade all jetties and boat ramps in the Walpole area | <ul style="list-style-type: none"> <li>These facilities are critical to both resident and tourist recreation pursuits.</li> <li>Progressive upgrade and programmed maintenance required</li> </ul> | <ul style="list-style-type: none"> <li>Ongoing program Unknown cost</li> </ul>                            | <ul style="list-style-type: none"> <li>SoM</li> <li>CALM</li> <li>DoT</li> </ul>               |

**LONG TERM PROPOSALS – 2014 to 2022  
Manjimup and surrounding communities**

| FACILITY   | COMMENTS AND RECOMMENDED ACTIONS   | COST ESTIMATE  | SOURCE OF FUNDS                              |
|--|--|--|--|
| Installation of synthetic bowling greens at the country club | <ul style="list-style-type: none"> <li>Demand to replace natural grass bowling greens with synthetic grass is likely to occur if current trend persists</li> </ul> | \$45,000   | Club CSRFF                                   |
| Upgrade and extend path track and trail system               | <ul style="list-style-type: none"> <li>Ongoing program – see notes in short term section</li> </ul>  | Ongoing program Approx \$100K annually across the Shire          | SoM and grant funds (Trails West, Bike West) |
| Beautify the Manjimup CBD area                               | <ul style="list-style-type: none"> <li>Ongoing program – see notes in short term section</li> </ul>  | Approx \$100K annually across the Shire for township enhancement | SoM with grant support                       |

**Pemberton**

| FACILITY  | COMMENTS AND RECOMMENDED ACTIONS   | COST ESTIMATE   | SOURCE OF FUNDS                              |
|---|--|---|--|
| Indoor heated Swimming pool development at Pemberton Sport Club | <ul style="list-style-type: none"> <li>Item is listed but financial viability of the sports club operation would need to be demonstrated before further loss incurring development is approved.</li> </ul> | \$725,000   | Clubs SoM CSRFF                              |
| Lighting of lower field at Pemberton for soccer                 | <ul style="list-style-type: none"> <li>Install lights to soccer /hockey field for increased utilisation</li> </ul>   | \$60,000  | Clubs SoM CSRFF                              |
| Upgrade and extend path track and trail system                  | <ul style="list-style-type: none"> <li>Ongoing program – see notes in short term section</li> </ul>  | Ongoing program Approx \$100K annually across the Shire | SoM and grant funds (Trails West, Bike West) |

**Northcliffe including Quininup**

| FACILITY  | COMMENTS AND RECOMMENDED ACTIONS  | COST ESTIMATE   | SOURCE OF FUNDS                              |
|---|---|---|--|
| Recreation hall upgrade stage 2   | <ul style="list-style-type: none"> <li>Sealing of the carpark area at the recreation ground</li> <li>Security lighting in the Parking areas outside the hall and family centre</li> </ul> | \$95,000  | SoM  |
| Develop water storage facilities to reticulate fairways, green surrounds and tee areas at Northcliffe golf course | <ul style="list-style-type: none"> <li>Ensure its uniqueness is maintained but made available to many others year round</li> </ul>  | unknown   | Club CSRFF                                   |
| Upgrade and extend path track and trail system  | <ul style="list-style-type: none"> <li>Ongoing program – see notes in short term section</li> </ul>   | Ongoing program Approx \$100K annually across the Shire | SoM and grant funds (Trails West, Bike West) |
| Upgrade the Northcliffe Oval Stage 3  | <ul style="list-style-type: none"> <li>Install lighting</li> </ul>  | \$60,000  | SoM CSRFF Clubs                              |

**Walpole**

| FACILITY   | COMMENTS AND RECOMMENDED ACTIONS   | COST ESTIMATE   | SOURCE OF FUNDS                              |
|--|--|---|--|
| Upgrade and extend path track and trail system         | <ul style="list-style-type: none"> <li>Ongoing program – see notes in short term section</li> </ul>  | Ongoing program Approx \$100K annually across the Shire | SoM and grant funds (Trails West, Bike West) |
| Upgrade all jetties and boat ramps in the Walpole area | <ul style="list-style-type: none"> <li>These facilities are critical to both resident and tourist recreation pursuits.</li> <li>Progressive upgrade and programmed maintenance required</li> </ul> | Ongoing program Unknown cost                            | SoM CALM DoT                                 |

## 12. RECOMMENDATIONS

The process of consultation and survey taking across the community has produced some very specific recommendations for each township. The findings detailed below offer to the Council a prescription for works over the next 5 to 10 years with a degree of certainty, and for the ensuing decade, albeit with the need for flexibility in the implementation program to accommodate changing needs.

This recommendations section is broken into two parts. The first deals with broader principles relating to sport and recreation facility provision over the next 20 years. This section could ultimately be further developed as a policy statement designed to guide sport and recreation facility provision into the future.

The second section relates to a series of specific recommendations that have emerged from the study process as appropriate for the Manjimup communities. This second section needs to be read in conjunction with chapter 10 which provides an implementation timeline and cost estimates for the initiatives proposed.

It is important to understand why these recommendations have emerged, why they strongly reflect the recommendations that emerged from the 1993 study and why they remain relevant to today's Manjimup community.

In accordance with the hierarchy of needs theory discussed in the body of the report, each community is indicating by the type of request it is making, the state of development achieved. Northcliffe is perhaps the least well provided for and therefore they are seeking facility developments and improvements. Walpole on the other hand is relatively well provided for and they are seeking human resources to better utilise the assets they have at their disposal. Manjimup is showing the effects of a diversified community with varying needs and the level of demand for more diverse and cultural facilities is emerging. Notwithstanding, the growing divergence in community needs the principle demand remains a year round swimming facility. Pemberton, which on the surface of things appears well serviced has formulated a grand plan to develop a new complex to renew and invigorate the community in an inclusive fashion.

In 1993, the principle recommendations of the study by the Department for Sport and Recreation for the short to medium term were to build:

- An indoor heated pool
- A cultural centre capable of accommodating theatre, cinema, cabaret, dances, exhibitions etc.
- A "Leisure Centre" with ten pin bowling, skating, movies, "Timezone" identified as distinctly different to a "sports centre" –to be built separately or added to existing indoor sports centre
- A Gymnasium/Health Club – either stand alone or incorporated into another facility
- Tennis courts in Manjimup
- Improvements parks and gardens throughout the Shire

Without exception, the major recommendations of the 1993 study are yet to be fully satisfied. Similar to Maslow's hierarchy of needs theory, the view expressed in this report is that the community will not move to another level until the current level is satisfied. The Manjimup community is demonstrating through the results of this study that the facilities identified in 1993 remain principle to their leisure needs. Let us view the recommendations of the 1993 report against the status today, considering firstly the principal recommendations for new facilities.

| <b>TYPE OF FACILITY</b>                        | <b>LOCATION</b>                               | <b>1993 TIME FRAME</b>    | <b>Status in 2002</b>  |
|--|---|---------------------------|--|
| Indoor Heated Pool                             | Manjimup                                      | Short Term                | Yet to be achieved<br>CSRFF Funding approved in 2004/05  |
| Indoor Heated Pool                             | Walpole/Northcliffe                           | Long Term                 | Yet to be achieved<br>Not on agenda  |
| Cultural Centre                                | Manjimup                                      | Short Term                | Yet to be achieved<br>To be addressed in a variety of ways - see upgrade to town hall and move of Repertory club to SES building |
| Indoor Leisure Centre                          | Manjimup                                      | Medium Term               | Yet to be achieved   |
| Gym/Health Club                                | Regional – Manjimup<br>District - Other Towns | Short Term<br>Medium Term | Yet to be achieved<br>Yet to be achieved – small gym in Walpole  |
| Tennis Courts                                  | Manjimup                                      | Short Term                | Yet to be achieved<br>Old courts turned in to skate park   |
| Develop Gardens, Parks and other passive areas | All Towns                                     | Short-Medium Term         | Ongoing - in progress  |

These recommendations remain current today and are included in the recommendations of this study, particularly for the Manjimup Township, where the 1993 report suggested a facilities focus.

Other recommendations from the 1993 study are listed below and compared against progress to date.

| <b>TYPE OF FACILITY</b>                                     | <b>LOCATION/GROUP</b>                                    | <b>TIME FRAME</b>                         | <b>Status in 2002</b>                        |
|---|--|---|--|
| Resurfacing of Walpole basketball courts                    | of Walpole   | Short Term                                | Completed 1998                               |
| Toilets and permanent water supply, Modifications Ablutions | Motor Cycle Club - Manjimup<br>to Girl Guides - Manjimup | -Short Term<br>Short Term                 | Completed? / unknown<br>Completed? / unknown |
| Floodlighting   | Various Places   | Short - Medium Term                       | Ongoing – in progress                        |
| Headquarters/Admin  | Rescue Group - Windy Harbour                             | Short Term                                | Completed - ongoing development plans        |
| Toilets/Shower  | Speedway - Manjimup                                      | Short Term                                | Completed? / unknown                         |
| Resurfacing, expansion of court area and Clubhouse          | Ringbark Tennis Club - Manjimup                          | -Short - Medium Term                      | Completed 1998                               |
| Equestrian Centre - All weather arena<br>Indoor Centre      | Manjimup   | Short - Medium Term<br>Medium - Long Term | Yet to be achieved<br>Yet to be achieved     |
| Administration area   | Basketball Courts  | -Short Term                               | Completed                                    |
| Additional Courts   | Manjimup   | Medium Term                               | Yet to be achieved                           |
| Better Riding Facilities                                    | Riding for the Disabled - Manjimup                       | -Short - Medium Term                      | Ongoing – in progress                        |
| Resurface existing courts                                   | Central Manjimup   | Short Term                                | Area is now a skate park                     |
| Build a new Tennis Centre                                   |  | Medium Term                               | No new courts proposed                       |
| Oval Reticulation   | Northcliffe  | Medium Term                               | Ongoing – in progress                        |

|   |                                |                    |  |
|---|--------------------------------|--------------------|--|
| Extension to Recreation Centre - 1 Court and Clubhouse facility | Pemberton                      | Medium Term        | Yet to be achieved<br>Funding approved–awaiting disbursement |
| Enlarged facilities   | Aero Club - Manjimup           | Medium Term        | Yet to be achieved   |
| Upgrade Scout Hall  | Manjimup                       | Medium Term        | Ongoing  |
| Fencing and canteen   | Motor Cycle Club - Manjimup    | Medium - Long Term | Completed  |
| Spectator Area  | Badminton Centre - Northcliffe | Medium - Long Term | Yet to be achieved   |
| Extension of Sports Centre                                      | Northcliffe                    | Medium - Long Term | Yet to be achieved   |
| Multi Purpose Hall - Indoor Sports                              | Middlesex                      | Long Term          | Yet to be achieved<br>Not on agenda                          |

You will note in the recommendations and more particularly in the results of the community surveys that the community has maintained a fairly consistent line in the facilities they are requiring to participate in and enjoy community life.

### 12.1. Major Policy Type Recommendations

In accordance with the trends in population and sport and recreation participation, there are some priorities emerging that need to be considered in the Shire’s planning for facilities and programs over the next 20 years. As the population continues to age, the need for services that promote and maintain health will be paramount. Accordingly facilities that enable people to do more of the physical activity that they already show a preference for is to be encouraged.

The principal active pursuits identified in national surveys and reflected in this study’s survey findings are walking and swimming. It is acknowledged that swimming is sorely underprovided for in the Shire and remains perhaps the most pressing of the key recommendation in terms of facility development. Walking will however attract and satisfy a far greater percentage of the population at all age levels and this form of active recreation must be given priority for local residents and from an economic perspective in terms of attracting and accommodating visitors.

Accordingly the following key or policy style recommendations are made for the Shire of Manjimup over the next 20 years.

1. The cost of providing and maintaining the list of amenities and facilities requested by the community is in total far greater than the resources of the Shire could possibly meet. Accordingly the Shire will attempt to satisfy demand by providing facilities to meet the largest segment of the community as a priority. Community support through volunteer contributions, fundraising and ongoing user contributions will be necessary to achieve in any part the initiatives described in the strategic plan.
2. Council will provide greater support to community groups and organisations that demonstrate a degree of self help and particularly those which meet the state government’s one third funding guidelines in accordance with the Community Sporting and Recreation Facilities fund (CSRFF) program.
3. Clubs that have developed a licensed premise as part of their facilities will be encouraged to meet two thirds the cost of their future sport and recreation development proposals.
4. Council will endeavour to support the development and maintenance of a minimum suite of facilities (the Manjimup Model) in or nearby to each of the townships in conjunction with the local community. These facilities will include:

- A community hall/town hall or community centre that can provide a meeting space and for art and cultural activities
  - A grassed playing field capable of accommodating summer and winter sport
  - A set of hardcourts marked for tennis with basketball and netball facilities also installed
  - An indoor sports hall of at least one netball size court
  - A playground area with modern equipment and soft-fall areas
  - A skateboard/rollerblade/BMX area
  - A series of paths track and trails providing linkages throughout the community
5. Council will endeavour to develop over time or support access to a series of specialist facilities for sport and recreation activities throughout the Shire as follows:
    - An indoor heated aquatic complex in Manjimup
    - Performing arts/cultural facilities in Manjimup
    - A sports club in Pemberton
    - A series of fishing and boating facilities at Walpole, Broke Inlet and Windy Harbour
    - An upgraded sports hall at Northcliffe
    - Extended and enhanced playing fields in Pemberton, Northcliffe and Walpole to accommodate emerging sports
  6. Proposals for the future development of facilities must, wherever possible, be multipurpose in design and function to attract the greatest range of user groups and the maximum level of utilisation.
  7. All future developments must be designed to cater for all segments of the community in regards to access and functionality.
  8. Sport, recreation and leisure facilities should, wherever possible, be aggregated in the one location, or in near proximity to each other, to enable cross-promotion, cross-selling and management, maintenance and operation efficiencies to be maximised. Accordingly it is recommended that the following precincts be identified within each town site as the principal sport and recreation site for future facility development:
    - Manjimup                      the Collier Street/Rea Park precinct
    - Pemberton                    the Community Centre/ proposed Sports Club/ oval precinct
    - Northcliffe                    the Northcliffe recreation ground precinct
    - Walpole                        the recreation centre/community hall precinct
  9. Pursue community access to sport and recreation facilities developed by or in conjunction with the Department of Education or other government agencies.
  10. The provision of leisure facilities by or in conjunction with the private sector is to be encouraged. (e.g. a resort style accommodation developer may be encouraged to enhance the size and design of a heated swimming pool and open it to the public at nominated hours with agreed Council support. A commercial provider may be encouraged to develop a theatre and ten-pin bowling complex on Council land under an attractive land lease arrangement).
  11. Support proposals by community groups to CSRFF and other funding sources for the installation of lighting for competition and training purposes to sporting facilities such as playing fields and hard courts that increase and extend utilisation opportunities. Council should plan for power upgrades, cable extensions and lighting installations on the most highly used areas.
  12. Support proposals by community groups to CSRFF and other funding sources to upgrade playing arena surfaces (such as hard courts from bitumen to plexipave and grassed bowling greens to synthetic turf) where such upgrades will increase and extend utilisation opportunities.

13. Support proposals by community groups to CSRFF and other funding sources to upgrade amenities and support facilities at the venues they use to improve safety and increase and extend utilisation opportunities by the community (e.g. playground equipment upgrades, drinking fountains, air-conditioning/heating).
14. Townscape beautification should continue to make the townships more visually appealing and interesting to residents and visitors to encourage people to get out and into the community. An important component of this program should be the provision of information and directional signage.
15. Underpinning the townscape beautification program needs to be a pedestrian and cycle access plan to provide safe, easy and attractive linkages between community nodes and places of interest.
16. To liaise with the surrounding Shires to ensure there is complementary development of facilities rather than duplication i.e. one facility in one town, a different type in the next.
17. Review and upgrade the existing vehicular and pedestrian information and directional signage to community, sporting and tourist facilities, events and locations throughout the Shire.
18. Council will investigate and lobby for the provision of suitable public risk insurance cover for community groups for the conduct of their activities and events at a reasonable premium to encourage community activity and events being conducted by the community for the community.
19. Conduct an annual audit of existing leisure facilities to determine the programmed (routine and preventative) maintenance requirements to keep the facilities at an acceptable functional quality.

## **12.2. Specific Recommendations**

These recommendations have been listed on a town by town basis for easy reference. They support the key policy type recommendations outlined above and have been developed from the community consultation and other processes of the study.

It should be noted that there are many other needs, wishes and demands recorded as part of the survey results section in the attachments. Some of the identified elements are clearly not the responsibility (in traditional terms) of the Council to address. These items have not been included in the list of specific recommendations. They may however be no less valid for the community than those listed here. Reference to this total list will be necessary from time to time to review progress and monitor changes in community need.

### **General or applicable to the total Shire**

1. For the Council to improve the control, coordination and promotion of sport and recreation information and events with specific activities being:
  - the development of a Sports Ground and other facilities booking system –with an identified person to control the system. (specifically for Manjimup)
  - a coordinated approach to marketing and promotion of existing facilities, services, programs and events including signage and publicity
  - the collection of information on all activities and events in the Shire to ensure they are not clashing and to provide a resource for **“What’s on in Manji”**
  - the establishment of a Recreation Advisory Council for the Shire – drawing one member from each of the town’s own recreation associations.
2. To refer the many requests and recommendations for modifications and improvements to numerous facilities and services not under the care or control of the Shire to the relevant agency as an outcome of the study process.
3. Conduct a review of tenancy arrangements for all facilities occupied and controlled by community organisations with a view to developing a policy for community group tenancy arrangements that is both fair and equitable recognising variations between community groups and their facilities.
4. To work with the state government and nearby local authorities to develop improved public transport to enable residents to access facilities in nearby towns more quickly, easily and safely.
5. Work with CALM and the state government to arrange for free passes for local residents to the National Park and State Forest areas within the Shire to achieve equity with other parts of the state.

### **Manjimup**

6. Develop an indoor aquatic complex at the Collier Street/Rea Park precinct. This complex to:
  - operate all year round
  - provide access for all members of the community
  - offer sauna/spa and gymnasium facilities

- provide hydrotherapy and rehabilitation opportunities with a particular attraction to the seniors market
  - offer crèche, kiosk, meeting and storage areas
  - provide for 25m competition swimming
7. Conduct a specific needs analysis and feasibility study into the requirement for a cultural centre/ performing arts centre/ convention centre for Manjimup Township.
  8. Identify the Rea Park, Collier Street Reserve area as the focal point for sport and recreation facility development and encourage all new sport and recreation facility development to be in that location.
  9. Prepare a master plan for the Rea Park, Collier Street Reserve precinct that shows accommodation for football, cricket, hockey, soccer, equestrian and diamond sports with appropriate and upgraded social and support amenities. Acknowledge and encourage the ongoing presence of service groups such as Scouts, Guides, Lions and the Agricultural Society.
  10. Conduct an audit of all active and passive reserves throughout the township with a view to:
    - identifying areas of under and over utilisation of reserves
    - rationalising the allocation of sporting clubs and other ground users to the active reserves within the town
    - identifying undeveloped and unused portions of reserve land that are effectively surplus to requirements
    - identifying opportunities for existing sporting clubs to either amalgamate or share joint use of facilities to minimise the maintenance burden of facility provision.
    - preparing master plans for the upgrade, development or disposal of reserve areas that are not achieving full potential as a community resource.
  11. Improve signage, both information and directional specifically to Rea Park, Collier Street Reserve and the Indoor Sports Centre. Generally improve the extent and number of directional and information signs identifying the existing leisure facilities throughout the Town.
  12. Continue to develop paths tracks and trails in Manjimup as part of the overall trails system throughout the Shire with a particular focus on linkages to amenities around the town centre including the Deanmill tramway, the Westrail Reserve, the Timber Park, King Jarrah and other community nodes. Develop shade, shelter and information points at selected locations along the trails system. Ultimately extend these paths and linkages to nodes and amenities outside the township
  13. Regularly review and replace or rotate the range of facilities at the rollerblade/skate park in Manjimup

### **Pemberton**

14. Develop the new Pemberton Sports Club as proposed
15. Rationalise and develop a second sports ground for soccer/hockey

16. Prepare a lease and management agreement for the proposed Pemberton Sports Club to address financial, operational, management and community access requirements.
17. Continue to develop paths tracks and trails in Pemberton as part of the overall trails system throughout the Shire with a particular focus on linkages to amenities around the town centre. Develop shade, shelter and information points at selected locations along the trails system.
18. Develop a new playground area within the Pemberton town site
19. Pass on to the Pemberton Tourist Association a suggestion to review signage at Pemberton River Swimming pool from a liability disclaimer perspective.
20. Establish a rollerblade/skatepark/BMX track facility in Pemberton at the Sports Club

### **Northcliffe**

21. Extend Northcliffe sports hall to netball size to accommodate full size netball, and four badminton courts, install sprung floor, line the walls, develop a kitchen area and build spectator seating and a covered entry area. Link hall to outside toilets with a covered way.
22. Extend the Northcliffe recreation ground to accommodate soccer fields without impacting on existing cricket /football markings and upgrade the grandstand and changeroom facilities.
23. Continue to develop paths tracks and trails in Northcliffe as part of the overall trails system throughout the Shire with a particular focus on town centre to recreation ground connectivity. Develop shade, shelter and information points at selected locations along the trails system.
24. Install a back to back tennis hit-up wall and basketball half court practice area adjacent to tennis courts at Northcliffe recreation ground or within the town centre.
25. Establish a rollerblade/skatepark/BMX track facility at Northcliffe recreation ground or within the town centre.
26. Install a vermin proof fence around the Northcliffe recreation ground to prevent ground and turf damage by rabbits and other vermin.
27. Enhance the water catchment /supply system for watering of bowling green and oval at Northcliffe recreation ground.

### **Walpole**

28. Support the community to engage a recreation coordinator to oversee and promote participation in programs at the recreation centre and in the community.
29. Liaise with the Shire of Denmark with a view to the joint engagement of a recreation coordinator to service and program both the Denmark and Walpole Recreation Centres.

30. Establish a rollerblade skatepark/BMX facility potentially on one of the hard courts at the Walpole Recreation Centre.
31. Continue to develop paths tracks and trails in Walpole as part of the overall trails system throughout the Shire with a particular focus on town centre to foreshore and Bibbulmun Track connectivity. Develop shade, shelter and information points at selected locations along the trails system.
32. Lobby the state government at Ministerial level and via its local agencies in respect to preserving access to recreational fishing opportunities, particularly within the Walpole, Nornalup and Broke inlet areas and at Windy Harbour.
33. Lobby the state government at Ministerial level and via its local agencies in respect to undertaking a hydrographic survey to enable gazetting of a designated permanent water ski area, nominally at Sealers Cove in the Nornalup inlet.
34. Development of the Community Centre, Library, Telecentre and Family Centre as a community unit for passive leisure pursuits
35. Investigate opportunities to develop and extend the Walpole oval to accommodate football and soccer

### **13. THANKS AND ACKNOWLEDGEMENTS**

The consultants would like to thank the people of the Shire of Manjimup for their interest and participation in this study. Their spirit of cooperation and willingness to contribute to discussions and the workshop program was a rewarding and beneficial process.

Thanks also go to the Council appointed steering committee for this project and in particular to the Manager Human Services, Gail Ipsen Cutts for her professional and friendly assistance.

### **14. ATTACHMENTS**

- 14.1. TRENDS AND ISSUES AFFECTING SPORT AND RECREATION. A discussion paper prepared by Dr Heather MacGowan, principal policy officer for the Department of Sport and Recreation**
- 14.2. FACILITIES INVENTORY please note: the ranking scale for facility condition and standard is detailed in chapter 6**
- 14.3. LETTER FROM BRYCE DWYER – Northcliffe Resident**
- 14.4. LETTER AND SURVEY DETAILS FROM MAVIS WINFIELD- , Walpole Resident regarding the Walpole Community Centre**
- 14.5. SUMMARY OF FINDINGS FROM THE PUBLIC WORKSHOPS**
- 14.6. RESULTS OF THE GENERAL RESIDENT SURVEY**
- 14.7. RESULTS OF THE KEY STAKEHOLDER SURVEY**
- 14.8. JOINT COMMUNIQUE FROM STATE AND TERRITORY MINISTERS ON PUBLIC LIABILITY INSURANCE**
- 14.9. LETTER FROM PARTIES INTERESTED IN WATER SKIING**