



# eAudiobooks for Apple & Android



TO INSTALL THE APP ON YOUR DEVICE you will need:


- Your library card i.e. CLMJ\*\*\*\*\*D
- An email address
- Your Apple ID or Google account details

## Apple® Devices (i.e. iPad)




- Tap 'App Store' icon
- Tap magnifying glass
- Type: **Borrowbox**

## Android® (i.e. Nexus, Galaxy)

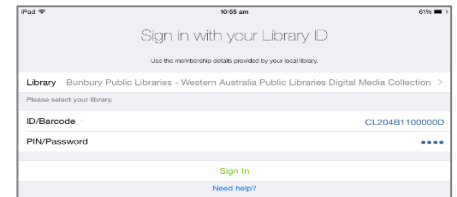


- Tap the 'Play Store' icon
- Tap magnifying glass
- Type: **Borrowbox**

Install the BorrowBox App found in the search.

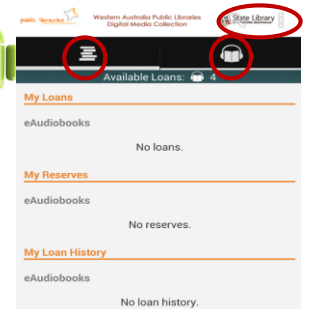
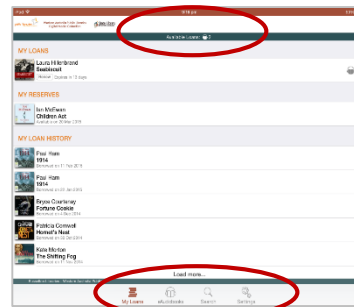
Open the BorrowBox app by tapping the icon  located on your home screen

- Type **Manjimup**
- Select '**Manjimup Public Libraries**'
- Enter your library card number (**CLMJ\*\*\*\*\*D**)
- Enter your PIN (**6258**)
- Tap '**Sign in**'
- Read Bolinda Digital's Terms and Conditions. Tap '**Agree**'
- ☆ The Western Australia Public Libraries Digital Media Collection (WAPLDMC) logo will appear as the app is initialised



## BORROWBOX HOME PAGE:


- \*You can see how many items you can borrow or reserve in **Available Loans**
- \*Tap the **3 dots** next to the magnifying glass (Android) or **cog icon** (Apple) to change your settings and log out of your account
- \*Tap the **stack of books** to return to loans page

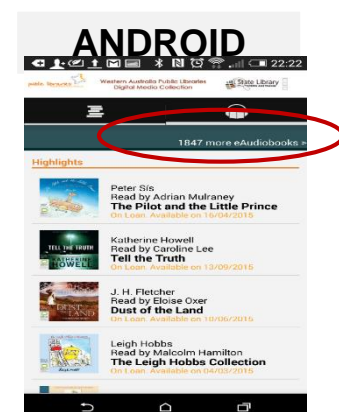
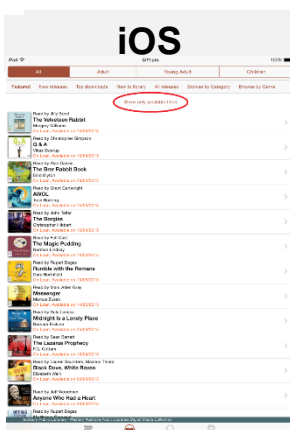


## 1. Browse or search eAudiobooks using the App

- Tap the **magnify glass** to search for a title, author or keyword
- Type in what you are looking for

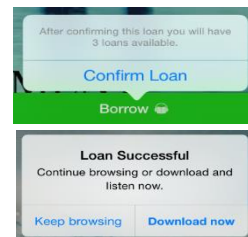
OR:

- Tap the **headphone icon** to browse the collection 
  - iOS** Swipe down to for options to show only available titles. Tap the various buttons to filter between **New** or **Popular** titles & **Adult**, **Young Adult** or **Children's** titles
  - Android** View the highlights titles, or tap **more eAudiobooks** to view all titles and access filtering options. Filter by swiping across the screen or tap **All**.



## 2. Borrow eAudiobooks using the App

- Tap the **book cover**. Swipe down to read a summary, page count, and related titles
- Tap **'Borrow'** to loan a title
  - Tap **'Reserve'** to reserve a title that is currently on loan
  - Tap **'Preview'** to read a short section of the book
- Tap **'Confirm Loan'** if you are sure you want to borrow this title
- Tap **'Download now'** or **'Keep browsing'**
  - If you keep browsing, you can download the title anytime from your loans page.



## 3. Playing an eAudiobook using the App

**iOS**

Tap here to return to your loans page. Your place in the book will be saved.

Tap on a chapter name to start playing that chapter. Note: Make sure you have downloaded the track first.

Volume and playback controls

Swipe down to reveal the Edit bar which allows you to Download All files at once. Tap on Edit to delete tracks.

The green arrows indicate these tracks have not yet been downloaded. Tap to download an individual track.

**ANDROID**

Tap here to return to your loans page. Your place in the book will be saved.

Tap on a chapter name to start playing that chapter. Note: Make sure you have downloaded the track first.

Playback controls. You can drag the blue track marker to advance through the current track.

Tap to access the Edit menu which allows you to Download All files at once. Tap on Edit List to delete tracks.

The green arrows indicate these tracks have not yet been downloaded. Tap to download an individual track.