



Movies for Tablets



SHIRE OF
MANJIMUP
Libraries

Watch **4** films per month. Play credits reset on the 1st of each month.
You must be online to watch a film.





Please note: Streaming films uses a **large** amount of data.

- One Hour of video can use between 1-3 GB of data.
- If you have a data plan of less than 2GB per month, this service is not recommended


You will need:

- An [email address](#)
- [Shire of Manjimup Library Card](#)
- **iPad:** users **Apple ID** (iTunes email and password)
- **Android:** **Google** Account (Gmail): Username & Password

Step 1: Install App

<p>Apple® Devices (ie. iPad)</p>  Tap "App Store" icon  Tap the magnifying Glass Type: Kanopy	<p>Android® (ie. Google Nexus, Samsung Galaxy)</p>  Tap the "Play Store" icon  Tap the magnifying Glass Type: Kanopy
---	---

- Tap "GET" or "INSTALL"




Step 2: Create a Kanopy Account

- Open App
- Tap "Sign up" in the top right hand corner of the Kanopy homepage



- Fill in your: **Name**, **Email** details. **Password** can be whatever you choose.
Remember: Your email address & password will be how you log into **Kanopy** from now on.
- Tap **Sign up**

Verify your email

- Check your email inbox for the email called **Verify your email**
- Tap **Verify my email**
- Kanopy App will open again
- Tap **Find your library**
- Type **Manjimup**
- Tap Suggested: **Manjimup Public Library (WA)**
- Tap **Add library card**
- Type in your Card Number & PIN.
 *Don't know your PIN?*
Contact the library
- Tap "Save"



Step 3: Choose a Film

OPTION 1: BROWSE HOMESCREEN

The home screen is a great place to pick a film. If you have used Netflix it is very similar.

- Scroll down to see a selection of the film collections
- Scroll across within each category
 - Tap **See More>** to see all films in the category

NB: Featured Collections change frequently

OPTION 2: BROWSE ALL SUBJECTS

To find specific categories & sub-categories

- Tap **menu button** 
- Tap a subject eg. Movies
- Tap sub-category eg. Comedy, Short Film, TV Series,

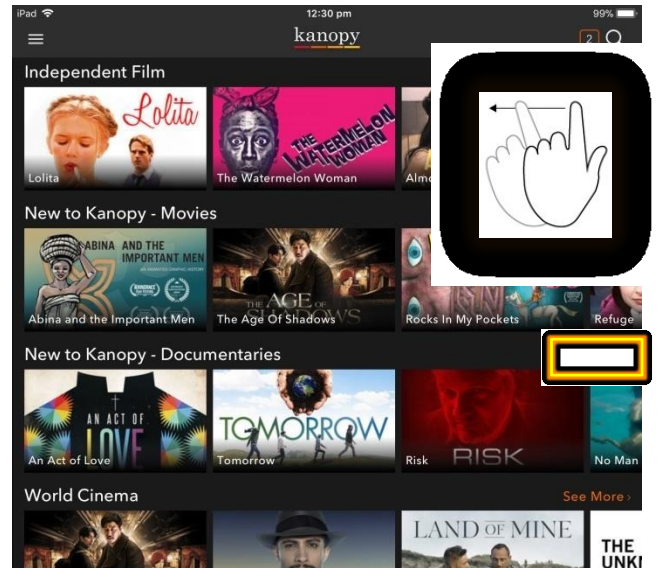
Go deeper

- Tap **Movies**
- Tap **World Cinema**
- Tap **See More>**
- Tap **Films from Africa**

- Tap **+ Explore** at Top-Right

OPTION 3: SEARCH

- Tap **Magnifying Glass** to type a search



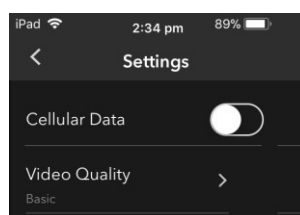
Other Tips: Do you have limited internet?

HOW TO USE LESS DATA

Tip 1: Use Wi-Fi ONLY

If your device has it's own internet (mobile data OR Cellular Data) decide whether to use it or only Wi-Fi.

- Tap **Menu Button**
- Tap **Settings**
- Tap **Cellular Data**



Tip 2: LOWER VIDEO QUALITY USES LESS DATA

Set up multiple Films to Stream one after another (*currently* only available on [apple](#)® devices):

- Tap **Menu Button**
- Tap **Settings**
- Tap **Video Quality**

To use less data:

